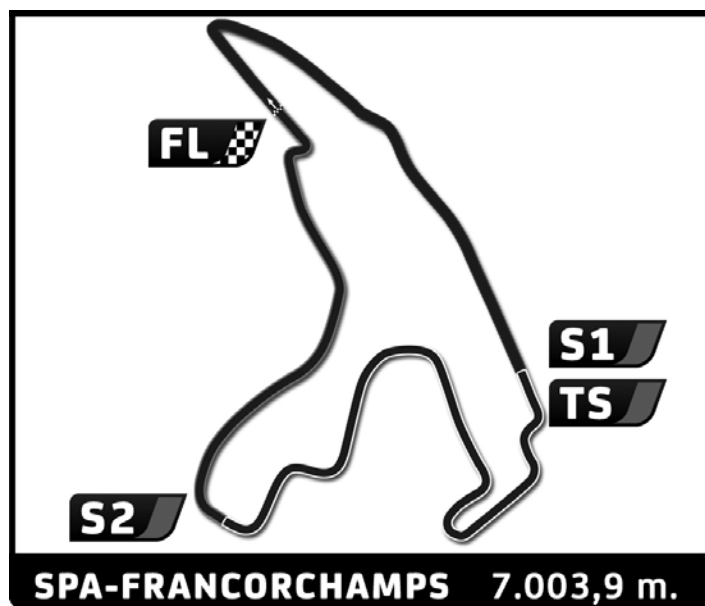



SPA EURO RACE

LOTUS CUP EUROPE

Results Booklet





LOTUS CUP EUROPE

SPA EURO RACE

FREE PRACTICE 1

Classification

Nr.	Driver	Nat	Team	Car	Time	Lap Total	Gap	Kph
1	92 Christophe LISANDRE	FRA		2-Eleven	2L	3:14.906	4 7 -	129.4
2	9 Xavier GEORGES	FRA		Exige V6 Cup R	V6	3:16.406	5 9 +1.500 +1.500	128.4
3	18 Steve WILLIAMS	GBR		Evora GT4	V6	3:17.565	5 5 +2.659 +1.159	127.6
4	99 Nikolaj IPSEN	DEN		Exige V6 Cup R	V6	3:20.167	4 7 +5.261 +2.602	126.0
5	77 Jean-Baptiste LOUP	FRA		2-Eleven	2L	3:20.795	5 7 +5.889 +0.628	125.6
6	26 Pete STOREY	GBR		Exige S2	OPE	3:21.859	8 8 +6.953 +1.064	124.9
7	11 Jason MCINULTY	GBR		Evora GT4	V6	3:22.958	6 7 +8.052 +1.099	124.2
8	7 David MCINULTY	GBR		Exige V6 Cup R	V6	3:23.389	6 8 +8.483 +0.431	124.0
9	17 Thierry VERHIEST	BEL		Exige V6 Cup R	V6	3:23.443	7 9 +8.537 +0.054	123.9
10	57 Christopher LAROCHE	FRA		2-Eleven	2L	3:23.639	8 8 +8.733 +0.196	123.8
11	59 Robin NILSSON	SWE		Exige V6 Cup R	V6	3:24.993	7 8 +10.087 +1.354	123.0
12	76 Benoît ROGER	FRA		2-Eleven	2L	3:25.754	5 9 +10.848 +0.761	122.5
13	79 Jean-Pierre GENOUD-PRACHE	FRA		2-Eleven	2L	3:27.320	7 8 +12.414 +1.566	121.6
14	88 Sven PETTERSSON	SWE		Elise Cup R	PRO	3:29.176	4 7 +14.270 +1.856	120.5
15	13 Matt BARTLETT	GBR		Exige S2	OPE	3:29.444	7 7 +14.538 +0.268	120.4
16	71 Thierry HÉDOIN	FRA		Elise Cup R	PRO	3:29.930	7 8 +15.024 +0.486	120.1
17	41 Anthony FOURNIER	FRA		2-Eleven	2L	3:31.400	6 6 +16.494 +1.470	119.3
18	32 Cai CEDERHOLM	SWE		Elise Cup R	PRO	3:32.133	3 9 +17.227 +0.733	118.9
19	21 Daniel PALMA	SWE		Exige V6 Cup R	V6	3:32.534	6 7 +17.628 +0.401	118.6
20	37 Mark YATES	GBR		Elise Cup R	PRO	3:32.696	4 8 +17.790 +0.162	118.5
21	12 Ian FENWICK	GBR		Exige S1	OPE	3:32.847	2 6 +17.941 +0.151	118.5
22	14 Nathalie GENOUD-PRACHEX	FRA		2-Eleven	2L	3:34.180	4 4 +19.274 +1.333	117.7
23	6 Eric LIBOR	FRA		2-Eleven	2L	3:36.787	4 7 +21.881 +2.607	116.3
24	19 Paul PATTISON	GBR		Elise S1	PRO	3:41.950	4 6 +27.044 +5.163	113.6
25	53 Chris MAYHEW	GBR		Elise S2	PRO	4:24.582	3 5+1:09.676+42.632	95.3
26	8 Janos SANTA	HUN		Exige V6 Cup R	V6			
27	20 Dave CARR	GBR		Elise Cup ES	OPE			
28	31 Tibor VALINT	HUN		Exige V6 Cup R	V6			
29	39 Bence BALOGH	HUN		Evora GT4	V6			
30	44 Andrew WRIGHT	GBR		Exige S1	OPE			
31	46 Denis VAN DEN SAVEL	BEL		Elise 111R	PRO			
32	51 David HARVEY	GBR		340R	OPE		4	
33	81 Tamas VIZIN	HUN		Exige V6 Cup R	V6			
34	113 György BALOGH	HUN		Evora GT4	V6			
35	142 John RASSE	BEL		Exige V6 Cup R	V6			

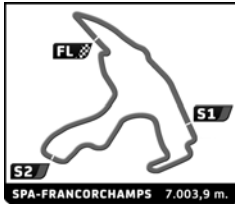
Fastest Lap Lap 4 Christophe LISANDRE 3:14.906 129.4 Kph

Published at:

Track Status: **WET**

Race Director:	Timekeeper:
----------------	-------------



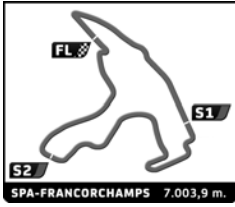


LOTUS CUP EUROPE SPA EURO RACE FREE PRACTICE 1

Best Sector Times

SECTOR 1			SECTOR 2			SECTOR 3				
Pos	Driver	Time	Driver	Time	Driver	Time	Pos	Driver	Ideal Lap	Best Lap
1	9 X.GEORGES	54.032	92 C.LISANDRE	1:30.662	11 J.MCINULTY	49.297	1	92 C.LISANDRE	3:14.906	3:14.906 (1)
2	92 C.LISANDRE	54.317	18 S.WILLIAMS	1:31.008	99 N.IPSEN	49.622	2	9 X.GEORGES	3:15.741	3:16.406 (2)
3	11 J.MCINULTY	54.420	9 X.GEORGES	1:31.735	92 C.LISANDRE	49.927	3	11 J.MCINULTY	3:17.134	3:22.958 (7)
4	99 N.IPSEN	54.480	26 P.STOREY	1:32.201	9 X.GEORGES	49.974	4	99 N.IPSEN	3:17.372	3:20.167 (4)
5	17 T.VERHIEST	55.295	99 N.IPSEN	1:33.270	18 S.WILLIAMS	50.649	5	18 S.WILLIAMS	3:17.565	3:17.565 (3)
6	77 J.LOUP	55.796	11 J.MCINULTY	1:33.417	77 J.LOUP	51.234	6	77 J.LOUP	3:20.795	3:20.795 (5)
7	18 S.WILLIAMS	55.908	7 D.MCINULTY	1:33.453	17 T.VERHIEST	51.622	7	26 P.STOREY	3:21.131	3:21.859 (6)
8	26 P.STOREY	56.436	77 J.LOUP	1:33.765	7 D.MCINULTY	51.889	8	17 T.VERHIEST	3:22.466	3:23.443 (9)
9	79 J.GENOUD-PRACHEX	56.659	57 C.LAROCHE	1:33.868	59 R.NILSSON	51.945	9	7 D.MCINULTY	3:22.790	3:23.389 (8)
10	57 C.LAROCHE	56.891	59 R.NILSSON	1:34.486	76 B.ROGER	52.351	10	57 C.LAROCHE	3:23.320	3:23.639 (10)
11	59 R.NILSSON	57.139	76 B.ROGER	1:34.559	26 P.STOREY	52.494	11	59 R.NILSSON	3:23.570	3:24.993 (11)
12	76 B.ROGER	57.271	71 T.HÉDOIN	1:34.909	57 C.LAROCHE	52.561	12	76 B.ROGER	3:24.181	3:25.754 (12)
13	13 M.BARTLETT	57.376	88 S.PETERSSON	1:35.027	79 J.GENOUD-PRACHEX	52.712	13	79 J.GENOUD-PRACHEX	3:26.039	3:27.320 (13)
14	21 D.PALMA	57.437	17 T.VERHIEST	1:35.549	41 A.FOURNIER	53.515	14	71 T.HÉDOIN	3:27.498	3:29.930 (16)
15	7 D.MCINULTY	57.448	37 M.YATES	1:36.374	14 N.GENOUD-PRACHEX	53.567	15	88 S.PETERSSON	3:27.918	3:29.176 (14)
16	12 I.FENWICK	58.210	79 J.GENOUD-PRACHEX	1:36.668	71 T.HÉDOIN	53.628	16	21 D.PALMA	3:29.205	3:32.534 (19)
17	41 A.FOURNIER	58.399	12 I.FENWICK	1:37.389	13 M.BARTLETT	53.722	17	13 M.BARTLETT	3:29.444	3:29.444 (15)
18	88 S.PETERSSON	58.504	32 C.CEDERHOLM	1:37.788	21 D.PALMA	53.733	18	12 I.FENWICK	3:30.314	3:32.847 (21)
19	32 C.CEDERHOLM	58.950	21 D.PALMA	1:38.035	88 S.PETERSSON	54.387	19	41 A.FOURNIER	3:30.419	3:31.400 (17)
20	71 T.HÉDOIN	58.961	13 M.BARTLETT	1:38.346	12 I.FENWICK	54.715	20	37 M.YATES	3:30.681	3:32.696 (20)
21	37 M.YATES	59.311	41 A.FOURNIER	1:38.505	37 M.YATES	54.996	21	32 C.CEDERHOLM	3:32.030	3:32.133 (18)
22	14 N.GENOUD-PRACHEX	59.610	6 E.LIBOR	1:40.685	32 C.CEDERHOLM	55.292	22	14 N.GENOUD-PRACHEX	3:34.023	3:34.180 (22)
23	6 E.LIBOR	59.779	14 N.GENOUD-PRACHEX	1:40.846	6 E.LIBOR	55.840	23	6 E.LIBOR	3:36.304	3:36.787 (23)
24	19 P.PATTISON	1:01.070	19 P.PATTISON	1:43.308	19 P.PATTISON	56.831	24	19 P.PATTISON	3:41.209	3:41.950 (24)
25	51 D.HARVEY	1:03.326	51 D.HARVEY	1:43.767	51 D.HARVEY	57.740	25	51 D.HARVEY	3:44.833	
26	53 C.MAYHEW	1:14.380	53 C.MAYHEW	1:55.192	53 C.MAYHEW	1:07.550	26	53 C.MAYHEW	4:17.122	4:24.582 (25)






LOTUS CUP EUROPE SPA EURO RACE FREE PRACTICE 1

Best Top Speeds

Driver	Team	Top 1		Top 2		Top 3		Top 4		Top 5		Avg
		Kph	Lap	Kph	Lap	Kph	Lap	Kph	Lap	Kph	Lap	
26 Pete STOREY	OPE	184.0	8	180.3	4	178.5	6	169.5	3	166.2	5	175,7
76 Benoît ROGER	2L	182.1	8	176.2	5	172.5	7	164.4	3	160.0	2	171,0
13 Matt BARTLETT	OPE	180.6	7	175.0	5	159.1	3	151.3	2	140.6	1	161,3
77 Jean-Baptiste LOUP	2L	180.0	6	166.7	7	165.6	5	156.7	4	155.4	1	164,9
92 Christophe LISANDRE	2L	180.0	4	175.9	3	173.1	5	162.4	6	161.9	7	170,7
71 Thierry HÉDOIN	PRO	180.0	6	177.3	8	165.4	4	163.6	5	157.4	7	168,7
88 Sven PETERSSON	PRO	178.8	4	173.6	3	170.6	5	169.3	6	155.2	7	169,5
11 Jason MCINULTY	V6	178.8	5	172.5	4	164.6	7	160.2	3	158.1	1	166,8
7 David MCINULTY	V6	178.2	8	176.2	6	172.5	7	150.4	4	149.0	2	165,3
37 Mark YATES	PRO	177.0	4	172.8	8	171.7	6	168.7	3	157.0	2	169,4
99 Nikolaj IPSEN	V6	175.9	5	170.1	7	165.6	3	163.6	4	157.4	6	166,5
17 Thierry VERHIEST	V6	175.9	9	175.6	7	172.2	8	170.9	5	155.2	3	170,0
57 Christopher LAROCHE	2L	172.8	7	170.6	4	168.2	6	167.4	8	154.7	2	166,7
21 Daniel PALMA	V6	172.5	5	155.2	6	153.4	7	153.0	4	150.2	3	156,9
9 Xavier GEORGES	V6	172.0	9	171.4	8	170.9	4	168.0	7	163.6	3	169,2
18 Steve WILLIAMS	V6	171.2	5	154.7	2	140.8	3	133.8	4	133.2	1	146,7
12 Ian FENWICK	OPE	165.9	2	150.6	4	146.7	6	145.4	3	133.3	1	148,4
79 Jean-Pierre GENOUD-PRACHÉ	2L	165.4	6	159.8	4	159.3	8	150.4	7	134.3	5	153,8
41 Anthony FOURNIER	2L	164.9	4	160.5	6	154.3	5	130.4	2	113.6	1	144,7
32 Cai CEDERHOLM	PRO	164.1	9	156.5	3	156.1	8	155.6	7	155.2	5	157,5
59 Robin NILSSON	V6	163.1	7	158.8	3	155.4	8	153.0	6	148.8	2	155,8
19 Paul PATTISON	PRO	162.9	4	144.2	5	143.6	3	142.7	6	120.4	2	142,8
6 Eric LIBOR	2L	154.3	4	152.1	6	142.1	2	142.1	5	137.1	1	145,5
51 David HARVEY	OPE	145.4	4	129.8	3	127.8	2	120.0	1			130,8
14 Nathalie GENOUD-PRACHÉ	2L	142.7	4	140.6	3	138.8	2	127.7	1			137,5
53 Chris MAYHEW	PRO	121.1	3	118.7	5	112.7	4	111.9	2	105.8	1	114,0
142 John RASSE	V6											
44 Andrew WRIGHT	OPE											
39 Bence BALOGH	V6											
81 Tamas VIZIN	V6											
113 György BALOGH	V6											
8 Janos SANTA	V6											
31 Tibor VALINT	V6											
20 Dave CARR	OPE											
46 Denis VAN DEN SAVEL	PRO											





LOTUS CUP EUROPE


SPA EURO RACE

FREE PRACTICE 1

Fastest Lap Sequence

Practice Time	Driver	Team	Car	Class	Time	Kph	Lap
7:10.597	92 Christophe LISANDRE		2-Eleven	2L	3:22.202	124.7	2
10:30.340	92 Christophe LISANDRE		2-Eleven	2L	3:19.743	126.2	3
13:45.246	92 Christophe LISANDRE		2-Eleven	2L	3:14.906	129.4	4






LOTUS CUP EUROPE SPA EURO RACE FREE PRACTICE 1

Analysis

■ Personal Best ■ Session Best B Crossing the finish line in pit lane

Lap	Time	Sector 1	Sector 2	Sector 3	T. Spd	Elapsed	Lap	Time	Sector 1	Sector 2	Sector 3	T. Spd	Elapsed
6 Eric LIBOR FRA 2-Eleven							3	3:41.558	59.511	1:46.066	55.981	159.1	15:20.608
1	5:29.034	2:41.250	1:49.014	58.770	137.1	5:29.034	4	4:01.179 B	1:02.047	1:45.282	1:13.850	122.0	19:21.787
2	3:48.478	1:05.114	1:46.280	57.084	142.1	9:17.512	5	5:18.513	2:38.765	1:43.159	56.589	175.0	24:40.300
3	3:43.547	1:02.937	1:44.770	55.840	131.1	13:01.059	6	3:35.255	58.754	1:40.782	55.719	137.4	28:15.555
4	3:36.787	59.916	1:40.685	56.186	154.3	16:37.846	7	3:29.444	57.376	1:38.346	53.722	180.6	31:44.999
5	3:38.191	59.779	1:41.594	56.818	142.1	20:16.037							
6	3:43.703	1:02.490	1:42.331	58.882	152.1	23:59.740							
7	4:00.554 B	1:04.454	1:43.834	1:12.266	134.8	28:00.294							
7 David MCINULTY GBR Exige V6 Cup R													
1	4:25.329	1:50.231	1:39.656	55.442	138.3	4:25.329							
2	3:27.909	57.862	1:36.119	53.928	149.0	7:53.238							
3	3:47.434 B	1:00.780	1:38.463	1:08.191	146.7	11:40.672							
4	5:19.933	2:51.097	1:35.733	53.103	150.4	17:00.605							
5	3:47.494	1:07.766	1:42.283	57.445	129.3	20:48.099							
6	3:23.389	57.507	1:33.993	51.889	176.2	24:11.488							
7	3:27.046	1:00.112	1:34.779	52.155	172.5	27:38.534							
8	3:43.018 B	57.448	1:33.453	1:12.117	178.2	31:21.552							
9 Xavier GEORGES FRA Exige V6 Cup R													
1	4:05.696	1:28.611	1:43.688	53.397	116.1	4:05.696							
2	3:22.749	56.581	1:34.780	51.388	161.0	7:28.445							
3	3:19.840	55.969	1:32.735	51.136	163.6	10:48.285							
4	3:19.570	55.802	1:33.312	50.456	170.9	14:07.855							
5	3:16.406	54.032	1:32.400	49.974	160.7	17:24.261							
6	3:19.594	55.561	1:33.127	50.906	157.0	20:43.855							
7	3:18.488	55.413	1:32.302	50.773	168.0	24:02.343							
8	3:18.727	55.976	1:32.131	50.620	171.4	27:21.070							
9	3:20.463	55.057	1:31.735	53.671	172.0	30:41.533							
11 Jason MCINULTY GBR Evora GT4													
1	4:36.279	2:05.984	1:38.610	51.685	158.1	4:36.279							
2	3:25.829	1:00.740	1:34.121	50.968	139.7	8:02.108							
3	3:28.856	58.420	1:37.104	53.332	160.2	11:30.964							
4	3:28.078 B	54.420	1:33.417	1:00.241	172.5	14:59.042							
5	8:35.383	6:11.354	1:34.500	49.529	178.8	23:34.425							
6	3:22.958	59.177	1:34.484	49.297	146.1	26:57.383							
7	3:30.907 B	56.155	1:34.052	1:00.700	164.6	30:28.290							
12 Ian FENWICK GBR Exige S1													
1	5:50.428	3:12.789	1:41.865	55.774	133.3	5:50.428							
2	3:32.847	58.210	1:39.922	54.715	165.9	9:23.275							
3	3:33.682	59.039	1:39.398	55.245	145.4	12:56.957							
4	3:46.882 B	1:01.707	1:38.113	1:07.062	150.6	16:43.839							
5	5:31.811	2:53.450	1:41.585	56.776	131.1	22:15.650							
6	3:46.794 B	1:00.533	1:37.389	1:08.872	146.7	26:02.444							
13 Matt BARTLETT GBR Exige S2													
1	7:50.280	4:57.266	1:53.434	59.580	140.6	7:50.280							
2	3:48.770	59.644	1:46.812	1:02.314	151.3	11:39.050							
14 Nathalie GENOUD-PRACHEX FRA 2-Eleven							3	3:41.558	59.511	1:46.066	55.981	159.1	15:20.608
1	5:27.210	2:37.314	1:50.838	59.058	127.7	5:27.210	4	4:01.179 B	1:02.047	1:45.282	1:13.850	122.0	19:21.787
2	3:48.750	1:05.438	1:46.138	57.174	138.8	9:15.960	5	5:18.513	2:38.765	1:43.159	56.589	175.0	24:40.300
3	3:38.381	1:02.247	1:40.846	55.288	140.6	12:54.341	6	3:35.255	58.754	1:40.782	55.719	137.4	28:15.555
4	3:34.180	59.610	1:41.003	53.567	142.7	16:28.521	7	3:29.444	57.376	1:38.346	53.722	180.6	31:44.999
17 Thierry VERHIEST BEL Exige V6 Cup R													
1	4:21.238	1:32.436	1:50.221	58.581	142.9	4:21.238							
2	3:34.930	59.790	1:41.308	53.832	153.0	7:56.168							
3	3:36.413	59.719	1:41.272	55.422	155.2	11:32.581							
4	3:30.942	58.868	1:37.206	54.868	146.5	15:03.523							
5	3:25.564	56.040	1:37.608	51.916	170.9	18:29.087							
6	3:37.325	1:04.468	1:40.094	52.763	115.3	22:06.412							
7	3:23.443	56.272	1:35.549	51.622	175.6	25:29.855							
8	3:24.619	55.295	1:35.796	53.528	172.2	28:54.474							
9	3:27.332	57.341	1:36.363	53.628	175.9	32:21.806							
18 Steve WILLIAMS GBR Evora GT4													
1	14:28.461	...	1:52.194	57.616	133.2	14:28.461							
2	3:37.872	56.564	1:38.372	1:02.936	154.7	18:06.333							
3	3:47.927 B	1:04.342	1:38.342	1:05.243	140.8	21:54.260							
4	5:30.930	2:58.841	1:38.317	53.772	133.8	27:25.190							
5	3:17.565	55.908	1:31.008	50.649	171.2	30:42.755							
19 Paul PATTISON GBR Elise S1													
1	6:13.969	3:13.821	1:56.381	1:03.767	113.9	6:13.969							
2	3:53.523	1:05.753	1:48.684	59.086	120.4	10:07.492							
3	3:44.468	1:02.216	1:43.416	58.836	143.6	13:51.960							
4	3:41.950	1:01.070	1:43.916	56.964	162.9	17:33.910							
5	3:44.320	1:04.181	1:43.308	56.831	144.2	21:18.230							
6	4:13.128 B	1:06.116	1:49.038	1:17.974	142.7	25:31.358							
21 Daniel PALMA SWE Exige V6 Cup R													
1	3:54.984	1:19.243	1:42.008	53.733	130.3	3:54.984							
2	5:03.067	2:24.294	1:40.185	58.588	144.4	8:58.051							
3	3:42.735 B	57.437	1:39.371	1:05.927	150.2	12:40.786							
4	7:15.415 B	4:27.787	1:39.842	1:07.786	153.0	19:56.201							
5	5:23.261	2:47.484	1:40.141	55.636	172.5	25:19.462							
6	3:32.534	59.638	1:38.035	54.861	155.2	28:51.996							
7	3:52.311 B	1:00.772	1:42.470	1:09.069	153.4	32:44.307							
26 Pete STOREY GBR Exige S2													
1	7:00.691	4:10.959	1:50.545	59.187	130.9	7:00.691							
2	3:34.360	1:00.993	1:38.513	54.854	153.0	10:35.051							
3	3:28.045	59.148	1:35.987	52.910	169.5	14:03.096							






LOTUS CUP EUROPE SPA EURO RACE FREE PRACTICE 1

Analysis

■ Personal Best ■ Session Best B Crossing the finish line in pit lane

Lap	Time	Sector 1	Sector 2	Sector 3	T. Spd	Elapsed	Lap	Time	Sector 1	Sector 2	Sector 3	T. Spd	Elapsed
4	3:24.516	56.436	1:34.186	53.894	180.3	17:27.612	3	3:34.071	59.497	1:40.085	54.489	147.9	11:25.082
5	3:25.490	59.304	1:33.692	52.494	166.2	20:53.102	4	3:45.133B	59.129	1:39.494	1:06.510	170.6	15:10.215
6	3:26.358	57.766	1:34.373	54.219	178.5	24:19.460	5	5:28.296	2:55.222	1:39.873	53.201	129.3	20:38.511
7	3:23.849	57.786	1:33.490	52.573	147.9	27:43.309	6	3:27.171	57.369	1:37.241	52.561	168.2	24:05.682
8	3:21.859	56.955	1:32.201	52.703	184.0	31:05.168	7	3:25.265	57.473	1:35.074	52.718	172.8	27:30.947
32 Cai CEDERHOLM SWE Elise Cup R							59 Robin NILSSON SWE Exige V6 Cup R						
1	4:40.658	2:02.873	1:40.858	56.927	143.0	4:40.658	1	3:51.909	1:17.419	1:40.205	54.285	146.5	3:51.909
2	3:32.889	59.809	1:37.788	55.292	150.8	8:13.547	2	3:30.261	59.938	1:37.378	52.945	148.8	7:22.170
3	3:32.133	58.950	1:37.862	55.321	156.5	11:45.680	3	3:29.145	57.225	1:37.062	54.858	158.8	10:51.315
4	3:39.122	1:00.128	1:40.747	58.247	153.0	15:24.802	4	3:46.590B	59.129	1:35.759	1:11.702	140.4	14:37.905
5	3:41.418	1:00.527	1:43.501	57.390	155.2	19:06.220	5	7:26.808	4:54.917	1:39.622	52.269	116.8	22:04.713
6	3:37.757	1:01.716	1:39.215	56.826	140.1	22:43.977	6	3:27.237	1:00.171	1:34.486	52.580	153.0	25:31.950
7	3:35.012	1:00.974	1:38.563	55.475	155.6	26:18.989	7	3:24.993	57.139	1:35.909	51.945	163.1	28:56.943
8	3:35.760	1:00.717	1:38.724	56.319	156.1	29:54.749	8	3:28.698	57.728	1:36.065	54.905	155.4	32:25.641
9	3:51.560B	1:00.723	1:39.148	1:11.689	164.1	33:46.309	71 Thierry HÉDOIN FRA Elise Cup R						
37 Mark YATES GBR Elise Cup R							1	4:31.390	1:53.836	1:39.322	58.232	133.7	4:31.390
1	5:23.598	2:31.006	1:51.997	1:00.595	122.3	5:23.598	2	3:35.728	1:02.184	1:36.277	57.267	154.1	8:07.118
2	3:44.032	1:07.016	1:40.579	56.437	157.0	9:07.630	3	3:33.768	1:01.995	1:36.375	55.398	146.7	11:40.886
3	3:33.832	1:01.260	1:37.241	55.331	168.7	12:41.462	4	3:49.524B	1:01.895	1:42.121	1:05.508	165.4	15:30.410
4	3:32.696	1:00.412	1:36.374	55.910	177.0	16:14.158	5	5:33.570	3:03.148	1:36.723	53.699	163.6	21:03.980
5	3:38.114	1:04.468	1:37.838	55.808	139.0	19:52.272	6	3:32.685	58.961	1:40.096	53.628	180.0	24:36.665
6	3:38.593	59.311	1:43.681	55.601	171.7	23:30.865	7	3:29.930	1:00.633	1:34.909	54.388	157.4	28:06.595
7	3:55.163B	1:07.150	1:37.833	1:10.180	137.2	27:26.028	8	3:29.995	59.487	1:35.556	54.952	177.3	31:36.590
8	4:42.883	2:10.568	1:37.319	54.996	172.8	32:08.911	76 Benoît ROGER FRA 2-Eleven						
41 Anthony FOURNIER FRA 2-Eleven							1	4:27.152	1:43.089	1:45.535	58.528	136.0	4:27.152
1	9:32.150	6:24.777	2:01.330	1:06.043	113.6	9:32.150	2	3:33.855	1:01.510	1:37.358	54.987	160.0	8:01.007
2	4:02.145B	1:07.183	1:44.870	1:10.092	130.4	13:34.295	3	3:35.294	59.239	1:39.472	56.583	164.4	11:36.301
3	6:23.181	3:43.890	1:44.632	54.659	106.2	19:57.476	4	3:28.268	57.271	1:36.951	54.046	159.3	15:04.569
4	3:33.743	59.436	1:40.493	53.814	164.9	23:31.219	5	3:25.754	57.822	1:35.581	52.351	176.2	18:30.323
5	3:32.312	1:00.292	1:38.505	53.515	154.3	27:03.531	6	3:37.020	1:04.316	1:39.620	53.084	110.7	22:07.343
6	3:31.400	58.399	1:38.896	54.105	160.5	30:34.931	7	3:25.822	58.366	1:34.559	52.897	172.5	25:33.165
51 David HARVEY GBR 340R							8	3:27.131	57.766	1:35.200	54.165	182.1	29:00.296
1	5:33.441	2:46.330	1:49.371	57.740	120.0	5:33.441	9	3:34.283	1:01.418	1:35.557	57.308	158.6	32:34.579
2	4:07.832B	1:09.479	1:47.210	1:11.143	127.8	9:41.273	77 Jean-Baptiste LOUP FRA 2-Eleven						
3	10:49.990	8:08.482	1:43.767	57.741	129.8	20:31.263	1	4:12.753	1:35.144	1:42.225	55.384	155.4	4:12.753
4	4:00.602B	1:03.326	1:44.260	1:13.016	145.4	24:31.865	2	3:30.564	58.059	1:40.428	52.077	143.0	7:43.317
53 Chris MAYHEW GBR Elise S2							3	3:25.335	56.676	1:35.701	52.958	151.0	11:08.652
1	10:36.397	7:15.484	2:07.759	1:13.154	105.8	10:36.397	4	3:28.313	59.632	1:37.060	51.621	156.7	14:36.965
2	4:28.936	1:19.737	1:58.523	1:10.676	111.9	15:05.333	5	3:20.795	55.796	1:33.765	51.234	165.6	17:57.760
3	4:24.582	1:14.380	2:00.921	1:09.281	121.1	19:29.915	6	3:58.107B	58.230	1:45.938	1:13.939	180.0	21:55.867
4	4:28.610	1:15.026	2:06.034	1:07.550	112.7	23:58.525	7	6:54.277B	4:13.675	1:36.902	1:03.700	166.7	28:50.144
5	4:44.500B	1:17.918	1:55.192	1:31.390	118.7	28:43.025	79 Jean-Pierre GENOUD-PRACHEX FRA 2-Eleven						
57 Christopher LAROCHE FRA 2-Eleven							1	7:54.624	4:57.175	1:56.080	1:01.369	112.3	7:54.624
1	4:10.584	1:27.298	1:46.695	56.591	123.7	4:10.584	2	3:45.163	1:01.476	1:45.859	57.828	127.2	11:39.787
2	3:40.427	1:02.973	1:40.721	56.733	154.7	7:51.011	3	3:35.654	1:01.267	1:40.693	53.694	133.3	15:15.441
							4	3:29.635	58.270	1:38.653	52.712	159.8	18:45.076





LOTUS CUP EUROPE SPA EURO RACE FREE PRACTICE 1

Analysis

■ Personal Best ■ Session Best B Crossing the finish line in pit lane

Lap	Time	Sector 1	Sector 2	Sector 3	T. Spd	Elapsed	Lap	Time	Sector 1	Sector 2	Sector 3	T. Spd	Elapsed
5	3:36.180	59.559	1:41.133	55.488	134.3	22:21.256							
6	3:29.767	58.569	1:37.304	53.894	165.4	25:51.023							
7	3:27.320	57.685	1:36.668	52.967	150.4	29:18.343							
8	3:40.177 B	56.659	1:37.105	1:06.413	159.3	32:58.520							

88 Sven PETERSSON SWE
Elise Cup R

1	4:29.921	1:46.805	1:44.753	58.363	118.2	4:29.921
2	3:46.472 B	1:02.429	1:36.193	1:07.850	153.4	8:16.393
3	6:15.092	3:45.106	1:35.599	54.387	173.6	14:31.485
4	3:29.176	58.525	1:35.027	55.624	178.8	18:00.661
5	3:36.473	59.765	1:39.388	57.320	170.6	21:37.134
6	3:42.780 B	58.504	1:37.243	1:07.033	169.3	25:19.914
7	5:03.066	2:31.080	1:35.341	56.645	155.2	30:22.980


92 Christophe LISANDRE FRA
2-Eleven

1	3:48.395	1:18.211	1:36.888	53.296	128.4	3:48.395
2	3:22.202	55.977	1:34.432	51.793	160.2	7:10.597
3	3:19.743	55.563	1:33.287	50.893	175.9	10:30.340
4	3:14.906	54.317	1:30.662	49.927	180.0	13:45.246
5	3:32.559 B	56.474	1:32.500	1:03.585	173.1	17:17.805
6	7:40.174	5:12.314	1:34.077	53.783	162.4	24:57.979
7	3:48.637 B	59.594	1:37.866	1:11.177	161.9	28:46.616

99 Nikolaj IPSEN DEN
Exige V6 Cup R

1	6:01.434	3:15.751	1:49.716	55.967	111.3	6:01.434
2	3:33.953	1:03.172	1:38.714	52.067	156.7	9:35.387
3	3:25.764	55.217	1:38.378	52.169	165.6	13:01.151
4	3:20.167	54.572	1:35.973	49.622	163.6	16:21.318
5	3:24.629 B	54.480	1:33.270	56.879	175.9	19:45.947
6	7:31.276	5:05.964	1:33.899	51.413	157.4	27:17.223
7	3:20.609	54.903	1:33.291	52.415	170.1	30:37.832





LOTUS CUP EUROPE

SPA EURO RACE

FREE PRACTICE 2

Classification

Nr.	Driver	Nat	Team	Car		Time	Lap Total	Gap	Kph
1	142 John RASSE	BEL		Exige V6 Cup R	V6	3:11.115	5 7	-	131.9
2	81 Tamas VIZIN	HUN		Exige V6 Cup R	V6	3:11.618	5 7	+0.503	131.6
3	31 Tibor VALINT	HUN		Exige V6 Cup R	V6	3:12.183	5 7	+1.068	131.2
4	99 Nikolaj IPSEN	DEN		Exige V6 Cup R	V6	3:13.036	6 7	+1.921	130.6
5	39 Bence BALOGH	HUN		Evora GT4	V6	3:13.634	6 7	+2.519	130.2
6	113 György BALOGH	HUN		Evora GT4	V6	3:13.836	6 7	+2.721	130.1
7	9 Xavier GEORGES	FRA		Exige V6 Cup R	V6	3:14.393	6 7	+3.278	129.7
8	92 Christophe LISANDRE	FRA		2-Eleven	2L	3:16.950	6 7	+5.835	128.0
9	57 Christopher LAROCHE	FRA		2-Eleven	2L	3:18.865	6 7	+7.750	126.8
10	18 Steve WILLIAMS	GBR		Evora GT4	V6	3:19.178	2 5	+8.063	126.6
11	77 Jean-Baptiste LOUP	FRA		2-Eleven	2L	3:20.394	5 6	+9.279	125.8
12	59 Robin NILSSON	SWE		Exige V6 Cup R	V6	3:21.064	5 6	+9.949	125.4
13	26 Pete STOREY	GBR		Exige S2	OPE	3:21.624	3 5	+10.509	125.1
14	17 Thierry VERHIEST	BEL		Exige V6 Cup R	V6	3:23.592	5 7	+12.477	123.8
15	41 Anthony FOURNIER	FRA		2-Eleven	2L	3:23.752	3 6	+12.637	123.7
16	7 David MCINULTY	GBR		Exige V6 Cup R	V6	3:23.924	4 7	+12.809	123.6
17	76 Benoît ROGER	FRA		2-Eleven	2L	3:24.178	6 7	+13.063	123.5
18	88 Sven PETERSSON	SWE		Elise Cup R	PRO	3:24.217	5 6	+13.102	123.5
19	21 Daniel PALMA	SWE		Exige V6 Cup R	V6	3:24.271	4 6	+13.156	123.4
20	44 Andrew WRIGHT	GBR		Exige S1	OPE	3:25.507	6 7	+14.392	122.7
21	13 Matt BARTLETT	GBR		Exige S2	OPE	3:25.508	5 6	+14.393	122.7
22	32 Cai CEDERHOLM	SWE		Elise Cup R	PRO	3:26.919	6 7	+15.804	121.9
23	71 Thierry HÉDOIN	FRA		Elise Cup R	PRO	3:27.863	4 6	+16.748	121.3
24	11 Jason MCINULTY	GBR		Evora GT4	V6	3:29.925	3 5	+18.810	120.1
25	6 Eric LIBOR	FRA		2-Eleven	2L	3:36.667	5 6	+25.552	116.4
26	46 Denis VAN DEN SAVEL	BEL		Elise 111R	PRO	3:36.868	5 6	+25.753	116.3
27	37 Mark YATES	GBR		Elise Cup R	PRO	3:37.592	2 6	+26.477	115.9
28	79 Jean-Pierre GENOUD-PRACHE	FRA		2-Eleven	2L	3:40.625	2 6	+29.510	114.3
29	19 Paul PATTISON	GBR		Elise S1	PRO	3:42.962	4 5	+31.847	113.1
30	53 Chris MAYHEW	GBR		Elise S2	PRO	3:43.102	5 6	+31.987	113.0
31	8 Janos SANTA	HUN		Exige V6 Cup R	V6				
32	12 Ian FENWICK	GBR		Exige S1	OPE		3		
33	14 Nathalie GENOUD-PRACHEX	FRA		2-Eleven	2L				
34	20 Dave CARR	GBR		Elise Cup ES	OPE				
35	51 David HARVEY	GBR		340R	OPE		1		

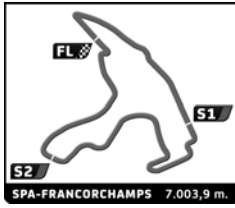
Fastest Lap Lap 5 John RASSE **3:11.115** 131.9 Kph

Published at:

Track Status: **WET**

Race Director:	Timekeeper:
----------------	-------------



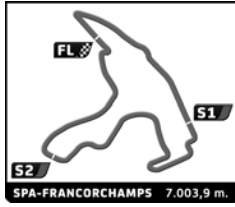


LOTUS CUP EUROPE SPA EURO RACE FREE PRACTICE 2

Best Sector Times

SECTOR 1			SECTOR 2		SECTOR 3					
Pos	Driver	Time	Driver	Time	Driver	Time	Pos	Driver	Ideal Lap	Best Lap
1	142 J.RASSE	50.867	142 J.RASSE	1:27.888	31 T.VALINT	48.686	1	142 J.RASSE	3:07.909	3:11.115 (1)
2	31 T.VALINT	51.949	81 T.VIZIN	1:29.686	81 T.VIZIN	49.066	2	81 T.VIZIN	3:10.889	3:11.618 (2)
3	81 T.VIZIN	52.137	99 N.IPSEN	1:29.760	142 J.RASSE	49.154	3	31 T.VALINT	3:11.028	3:12.183 (3)
4	18 S.WILLIAMS	52.144	39 B.BALOGH	1:30.047	39 B.BALOGH	49.657	4	99 N.IPSEN	3:12.622	3:13.036 (4)
5	99 N.IPSEN	52.420	9 X.GEORGES	1:30.182	113 G.BALOGH	50.196	5	39 B.BALOGH	3:12.707	3:13.634 (5)
6	9 X.GEORGES	52.987	31 T.VALINT	1:30.393	99 N.IPSEN	50.442	6	113 G.BALOGH	3:13.790	3:13.836 (6)
7	39 B.BALOGH	53.003	113 G.BALOGH	1:30.558	9 X.GEORGES	51.224	7	9 X.GEORGES	3:14.393	3:14.393 (7)
8	92 C.LISANDRE	53.019	92 C.LISANDRE	1:30.970	92 C.LISANDRE	51.474	8	92 C.LISANDRE	3:15.463	3:16.950 (8)
9	113 G.BALOGH	53.036	57 C.LAROCHE	1:31.294	57 C.LAROCHE	51.688	9	18 S.WILLIAMS	3:15.570	3:19.178 (10)
10	17 T.VERHIEST	53.522	18 S.WILLIAMS	1:31.672	77 J.LOUP	51.714	10	57 C.LAROCHE	3:17.064	3:18.865 (9)
11	57 C.LAROCHE	54.082	7 D.MCINULTY	1:31.986	18 S.WILLIAMS	51.754	11	11 J.MCINULTY	3:20.179	3:29.925 (24)
12	41 A.FOURNIER	54.624	11 J.MCINULTY	1:31.988	79 J.GENOUD-PRACHEX	51.993	12	77 J.LOUP	3:20.394	3:20.394 (11)
13	13 M.BARTLETT	54.844	88 S.PETERSSON	1:32.159	59 R.NILSSON	52.179	13	7 D.MCINULTY	3:20.530	3:23.924 (16)
14	21 D.PALMA	54.852	59 R.NILSSON	1:33.265	41 A.FOURNIER	52.287	14	59 R.NILSSON	3:21.064	3:21.064 (12)
15	77 J.LOUP	54.933	26 P.STOREY	1:33.398	26 P.STOREY	52.334	15	26 P.STOREY	3:21.255	3:21.624 (13)
16	26 P.STOREY	55.523	77 J.LOUP	1:33.747	7 D.MCINULTY	52.390	16	41 A.FOURNIER	3:21.849	3:23.752 (15)
17	59 R.NILSSON	55.620	17 T.VERHIEST	1:34.687	11 J.MCINULTY	52.463	17	17 T.VERHIEST	3:21.861	3:23.592 (14)
18	11 J.MCINULTY	55.728	41 A.FOURNIER	1:34.938	44 A.WRIGHT	52.589	18	88 S.PETERSSON	3:22.138	3:24.217 (18)
19	7 D.MCINULTY	56.154	76 B.ROGER	1:35.113	21 D.PALMA	52.680	19	21 D.PALMA	3:23.188	3:24.271 (19)
20	76 B.ROGER	56.225	71 T.HÉDOIN	1:35.517	88 S.PETERSSON	52.812	20	76 B.ROGER	3:24.178	3:24.178 (17)
21	44 A.WRIGHT	56.746	21 D.PALMA	1:35.656	76 B.ROGER	52.840	21	44 A.WRIGHT	3:25.507	3:25.507 (20)
22	88 S.PETERSSON	57.167	44 A.WRIGHT	1:36.172	32 C.CEDERHOLM	53.084	22	13 M.BARTLETT	3:25.508	3:25.508 (21)
23	71 T.HÉDOIN	57.180	32 C.CEDERHOLM	1:36.424	13 M.BARTLETT	53.483	23	79 J.GENOUD-PRACHEX	3:26.536	3:40.625 (28)
24	37 M.YATES	57.226	37 M.YATES	1:36.619	17 T.VERHIEST	53.652	24	32 C.CEDERHOLM	3:26.919	3:26.919 (22)
25	79 J.GENOUD-PRACHEX	57.338	13 M.BARTLETT	1:37.181	71 T.HÉDOIN	55.039	25	71 T.HÉDOIN	3:27.736	3:27.863 (23)
26	32 C.CEDERHOLM	57.411	79 J.GENOUD-PRACHEX	1:37.205	46 D.VAN DEN SAVEL	55.876	26	37 M.YATES	3:29.904	3:37.592 (27)
27	6 E.LIBOR	59.933	6 E.LIBOR	1:40.099	6 E.LIBOR	55.915	27	6 E.LIBOR	3:35.947	3:36.667 (25)
28	46 D.VAN DEN SAVEL	1:00.067	46 D.VAN DEN SAVEL	1:40.250	37 M.YATES	56.059	28	46 D.VAN DEN SAVEL	3:36.193	3:36.868 (26)
29	19 P.PATTISON	1:00.336	12 I.FENWICK	1:40.380	12 I.FENWICK	57.049	29	53 C.MAYHEW	3:40.914	3:43.102 (30)
30	53 C.MAYHEW	1:02.187	53 C.MAYHEW	1:41.210	53 C.MAYHEW	57.517	30	19 P.PATTISON	3:41.241	3:42.962 (29)
31	12 I.FENWICK	1:05.725	19 P.PATTISON	1:41.760	19 P.PATTISON	59.145	31	12 I.FENWICK	3:43.154	






LOTUS CUP EUROPE SPA EURO RACE FREE PRACTICE 2

Best Top Speeds

Driver	Team		Top 1		Top 2		Top 3		Top 4		Top 5		Avg
			Kph	Lap	Kph	Lap	Kph	Lap	Kph	Lap	Kph	Lap	
31 Tibor VALINT		V6	204.9	6	194.2	5	184.9	3	169.3	7	165.1	1	183,7
81 Tamas VIZIN		V6	194.9	5	184.0	3	179.7	4	170.6	2	168.5	6	179,5
57 Christopher LAROCHE		2L	192.2	6	177.0	7	170.3	5	160.5	2	159.3	3	171,9
142 John RASSE		V6	192.2	7	182.4	6	177.3	5	171.4	3	162.7	4	177,2
18 Steve WILLIAMS		V6	190.5	3	189.8	4	167.7	2	134.3	1	113.3	5	159,1
37 Mark YATES		PRO	189.5	6	182.4	5	182.1	4	178.5	3	174.8	2	181,5
99 Nikolaj IPSEN		V6	188.8	7	184.9	6	184.6	5	172.5	3	160.7	4	178,3
26 Pete STOREY		OPE	186.9	4	177.0	5	176.2	3	170.6	2	165.6	1	175,3
77 Jean-Baptiste LOUP		2L	185.6	5	177.6	4	162.2	3	140.6	6	138.1	2	160,8
9 Xavier GEORGES		V6	184.0	6	180.9	5	162.7	7	161.7	3	147.7	2	167,4
17 Thierry VERHIEST		V6	184.0	6	181.5	7	170.1	5	162.9	4	155.8	3	170,9
113 György BALOGH		V6	184.0	5	181.2	6	173.6	4	171.7	3	167.4	7	175,6
88 Sven PETTERSSON		PRO	183.7	6	178.2	4	176.5	5	159.3	3	141.0	2	167,7
39 Bence BALOGH		V6	183.4	4	179.7	5	177.6	6	173.4	7	163.6	3	175,5
76 Benoît ROGER		2L	181.2	6	173.4	7	169.0	5	164.4	4	157.9	3	169,2
32 Cai CEDERHOLM		PRO	180.0	6	173.6	4	168.0	5	164.9	3	157.2	2	168,7
7 David MCINULTY		V6	179.7	6	175.3	4	169.5	3	167.7	7	164.6	5	171,4
11 Jason MCINULTY		V6	178.5	4	166.7	5	156.7	3	140.8	1	118.7	2	152,3
71 Thierry HÉDOIN		PRO	175.9	6	167.4	4	165.6	5	157.0	3	134.2	2	160,0
41 Anthony FOURNIER		2L	173.9	6	166.7	5	162.9	3	157.7	4	122.9	1	156,8
19 Paul PATTISON		PRO	173.1	5	156.3	4	143.4	3	135.0	1	117.0	2	145,0
92 Christophe LISANDRE		2L	170.1	6	167.4	2	152.1	5	148.4	1	146.3	4	156,9
21 Daniel PALMA		V6	169.3	5	158.8	6	157.9	4	138.1	2	131.1	3	151,0
59 Robin NILSSON		V6	169.3	5	162.9	4	154.3	6	147.3	3	134.0	1	153,6
13 Matt BARTLETT		OPE	167.2	5	159.5	4	147.7	2	145.6	3	132.5	6	150,5
46 Denis VAN DEN SAVEL		PRO	166.7	6	164.4	5	159.8	4	143.4	3	120.1	2	150,9
44 Andrew WRIGHT		OPE	160.5	6	154.1	5	146.7	3	145.9	4	134.2	2	148,3
53 Chris MAYHEW		PRO	158.8	4	158.6	6	158.1	3	157.9	2	156.5	5	158,0
12 Ian FENWICK		OPE	151.0	2	141.0	3	127.5	1					139,8
6 Eric LIBOR		2L	143.6	5	143.2	6	137.1	3	133.3	4	124.7	2	136,4
79 Jean-Pierre GENOUD-PRACHE		2L	136.4	3	135.2	1	134.5	2	134.3	5	134.2	4	134,9
51 David HARVEY		OPE	104.2	1									104,2
8 Janos SANTA		V6											
14 Nathalie GENOUD-PRACHE		2L											
20 Dave CARR		OPE											






LOTUS CUP EUROPE SPA EURO RACE FREE PRACTICE 2

Fastest Lap Sequence

Practice Time	Driver	Team	Car	Class	Time	Kph	Lap
7:09.287	92 Christophe LISANDRE		2-Eleven	2L	3:22.623	124.4	2
8:39.839	31 Tibor VALINT		Exige V6 Cup R	V6	3:19.651	126.3	2
9:35.970	81 Tamas VIZIN		Exige V6 Cup R	V6	3:13.566	130.3	2
16:08.996	81 Tamas VIZIN		Exige V6 Cup R	V6	3:12.714	130.8	4
18:36.729	142 John RASSE		Exige V6 Cup R	V6	3:11.115	131.9	5






LOTUS CUP EUROPE SPA EURO RACE FREE PRACTICE 2

Analysis

■ Personal Best ■ Session Best B Crossing the finish line in pit lane

Lap	Time	Sector 1	Sector 2	Sector 3	T. Spd	Elapsed	Lap	Time	Sector 1	Sector 2	Sector 3	T. Spd	Elapsed	
6 Eric LIBOR FRA 2-Eleven							2	3:48.562	1:04.929	1:46.713	56.920	135.7	8:13.537	
1	5:23.009	2:21.032	1:57.016	1:04.961	106.5	5:23.009	3	3:36.235	59.333	1:40.700	56.202	155.8	11:49.772	
2	3:51.622	1:04.938	1:48.891	57.793	124.7	9:14.631	4	3:32.070	1:00.914	1:36.920	54.236	162.9	15:21.842	
3	3:49.324	1:03.836	1:47.371	58.117	137.1	13:03.955	5	3:23.592	55.136	1:34.687	53.769	170.1	18:45.434	
4	3:41.437	1:02.052	1:42.644	56.741	133.3	16:45.392	6	3:27.613	54.676	1:39.285	53.652	184.0	22:13.047	
5	3:36.667	1:00.639	1:40.113	55.915	143.6	20:22.059	7	3:56.371 B	53.522	1:43.624	1:19.225	181.5	26:09.418	
6	3:57.652 B	59.933	1:40.099	1:17.620	143.2	24:19.711								
7 David MCINULTY GBR Exige V6 Cup R														
1	4:02.870	1:24.790	1:40.926	57.154	144.4	4:02.870								
2	3:28.918	59.629	1:35.971	53.318	163.1	7:31.788								
3	3:26.536	58.131	1:36.015	52.390	169.5	10:58.324								
4	3:23.924	56.154	1:34.739	53.031	175.3	14:22.248								
5	3:36.018 B	56.273	1:33.464	1:06.281	164.6	17:58.266								
6	4:17.411	1:51.929	1:31.986	53.496	179.7	22:15.677								
7	4:08.113 B	1:01.494	1:39.687	1:26.932	167.7	26:23.790								
9 Xavier GEORGES FRA Exige V6 Cup R														
1	4:28.062	1:51.548	1:39.695	56.819	141.5	4:28.062								
2	3:33.221	1:04.182	1:36.811	52.228	147.7	8:01.283								
3	3:21.463	57.070	1:32.720	51.673	161.7	11:22.746								
4	3:23.175	57.626	1:33.043	52.506	142.7	14:45.921								
5	3:16.595	54.264	1:30.799	51.532	180.9	18:02.516								
6	3:14.393	52.987	1:30.182	51.224	184.0	21:16.909								
7	3:44.414 B	54.422	1:35.672	1:14.320	162.7	25:01.323								
11 Jason MCINULTY GBR Evora GT4														
1	4:29.898	1:46.828	1:43.821	59.249	140.8	4:29.898								
2	3:45.481	1:04.962	1:43.564	56.955	118.7	8:15.379								
3	3:29.925	59.939	1:37.523	52.463	156.7	11:45.304								
4	3:27.381 B	55.728	1:31.988	59.665	178.5	15:12.685								
5	9:16.902 B	6:33.296	1:35.078	1:08.528	166.7	24:29.587								
12 Ian FENWICK GBR Exige S1														
1	5:35.253 B	2:26.536	1:53.252	1:15.465	127.5	5:35.253								
2	4:44.210	2:06.781	1:40.380	57.049	151.0	10:19.463								
3	3:59.492 B	1:05.725	1:42.038	1:11.729	141.0	14:18.955								
13 Matt BARTLETT GBR Exige S2														
1	8:20.217	5:26.987	1:52.579	1:00.651	129.0	8:20.217								
2	3:40.944	1:00.712	1:44.398	55.834	147.7	12:01.161								
3	3:40.640	1:02.013	1:41.182	57.445	145.6	15:41.801								
4	3:30.519	58.204	1:38.221	54.094	159.5	19:12.320								
5	3:25.508	54.844	1:37.181	53.483	167.2	22:37.828								
6	4:21.491 B	1:01.103	1:56.371	1:24.017	132.5	26:59.319								
17 Thierry VERHIEST BEL Exige V6 Cup R														
1	4:24.975	1:34.117	1:48.211	1:02.647	129.7	4:24.975								
18 Steve WILLIAMS GBR Evora GT4														
1	9:26.243	6:53.509	1:39.919	52.815	134.3	9:26.243								
2	3:19.178	53.337	1:34.087	51.754	167.7	12:45.421								
3	3:20.704	53.011	1:33.425	54.268	190.5	16:06.125								
4	3:33.941 B	52.144	1:31.672	1:10.125	189.8	19:40.066								
5	7:55.802 B	4:41.597	1:52.320	1:21.885	113.3	27:35.868								
19 Paul PATTISON GBR Elise S1														
1	5:45.602	2:57.974	1:46.768	1:00.860	135.0	5:45.602								
2	3:57.802	1:10.822	1:47.835	59.145	117.0	9:43.404								
3	3:49.798	1:05.017	1:45.428	59.353	143.4	13:33.202								
4	3:42.962	1:01.592	1:41.760	59.610	156.3	17:16.164								
5	4:21.668 B	1:00.336	1:59.620	1:21.712	173.1	21:37.832								
21 Daniel PALMA SWE Exige V6 Cup R														
1	4:14.213	1:29.101	1:46.885	58.227	125.3	4:14.213								
2	3:52.036 B	1:00.840	1:41.301	1:09.895	138.1	8:06.249								
3	7:47.274	5:17.989	1:36.605	52.680	131.1	15:53.523								
4	3:24.271	54.852	1:35.656	53.763	157.9	19:17.794								
5	3:26.257	55.639	1:37.435	53.183	169.3	22:44.051								
6	4:17.208 B	58.499	1:53.719	1:24.990	158.8	27:01.259								
26 Pete STOREY GBR Exige S2														
1	7:50.515	5:18.409	1:38.235	53.871	165.6	7:50.515								
2	3:23.465	57.373	1:33.758	52.334	170.6	11:13.980								
3	3:21.624	55.523	1:33.398	52.703	176.2	14:35.604								
4	3:35.853 B	57.121	1:37.098	1:01.634	186.9	18:11.457								
5	7:52.064 B	4:44.498	1:42.888	1:24.678	177.0	26:03.521								
31 Tibor VALINT HUN Exige V6 Cup R														
1	5:20.188	2:55.541	1:32.526	52.121	165.1	5:20.188								
2	3:19.651	57.769	1:32.605	49.277	134.7	8:39.839								
3	3:37.880	1:16.448	1:31.896	49.536	184.9	12:17.719								
4	3:22.525	54.826	1:34.061	53.638	156.1	15:40.244								
5	3:12.183	53.104	1:30.393	48.686	194.2	18:52.427								
6	3:12.458	51.949	1:31.158	49.351	204.9	22:04.885								
7	4:01.269 B	52.082	1:46.811	1:22.376	169.3	26:06.154								
32 Cai CEDERHOLM SWE Elise Cup R														
1	4:56.988	2:04.097	1:54.176	58.715	139.0	4:56.988								
2	3:34.742	1:00.644	1:39.078	55.020	157.2	8:31.730								
3	3:36.930	1:00.068	1:39.601	57.261	164.9	12:08.660								
4	3:35.268	58.892	1:38.384	57.992	173.6	15:43.928								
5	3:30.773	58.367	1:37.614	54.792	168.0	19:14.701								





LOTUS CUP EUROPE SPA EURO RACE FREE PRACTICE 2

Analysis

■ Personal Best ■ Session Best B Crossing the finish line in pit lane

Lap	Time	Sector 1	Sector 2	Sector 3	T. Spd	Elapsed
6	3:26.919	57.411	1:36.424	53.084	180.0	22:41.620
7	4:24.888B	1:07.499	1:50.157	1:27.232	134.8	27:06.508

37 Mark YATES GBR						
Elise Cup R						
1	4:51.406	2:09.720	1:44.370	57.316	128.1	4:51.406
2	3:37.592	1:00.078	1:38.509	59.005	174.8	8:28.998
3	3:48.536B	59.764	1:39.099	1:09.673	178.5	12:17.534
4	4:47.012B	1:57.224	1:38.903	1:10.885	182.1	17:04.546
5	4:45.451	2:12.773	1:36.619	56.059	182.4	21:49.997
6	4:10.258B	57.226	1:46.374	1:26.658	189.5	26:00.255

39 Bence BALOGH HUN						
Evora GT4						
1	4:26.591	1:49.162	1:38.942	58.487	133.7	4:26.591
2	3:32.350	1:04.621	1:36.355	51.374	134.2	7:58.941
3	3:21.405	56.889	1:33.081	51.435	163.6	11:20.346
4	3:16.185	54.245	1:30.433	51.507	183.4	14:36.531
5	3:15.047	54.131	1:30.320	50.596	179.7	17:51.578
6	3:13.634	53.003	1:30.974	49.657	177.6	21:05.212
7	3:29.796B	53.050	1:30.047	1:06.699	173.4	24:35.008

41 Anthony FOURNIER FRA						
2-Eleven						
1	5:15.147	2:33.994	1:44.771	56.382	122.9	5:15.147
2	3:36.022	1:03.459	1:40.152	52.411	117.9	8:51.169
3	3:23.752	56.494	1:34.971	52.287	162.9	12:14.921
4	3:41.687B	56.205	1:39.252	1:06.230	157.7	15:56.608
5	5:05.436	2:37.281	1:35.297	52.858	166.7	21:02.044
6	3:37.800B	54.624	1:34.938	1:08.238	173.9	24:39.844

44 Andrew WRIGHT GBR						
Exige S1						
1	5:12.300	2:23.264	1:48.564	1:00.472	120.5	5:12.300
2	3:43.583	1:04.253	1:42.880	56.450	134.2	8:55.883
3	3:36.280	1:01.654	1:39.016	55.610	146.7	12:32.163
4	3:36.963	59.441	1:40.353	57.169	145.9	16:09.126
5	3:37.003	1:01.393	1:40.873	54.737	154.1	19:46.129
6	3:25.507	56.746	1:36.172	52.589	160.5	23:11.636
7	4:26.526B	1:12.444	1:51.455	1:22.627	102.4	27:38.162

46 Denis VAN DEN SAVEL BEL						
Elise 111R						
1	5:07.658	2:06.585	1:56.090	1:04.983	115.9	5:07.658
2	4:00.339	1:10.033	1:51.136	59.170	120.1	9:07.997
3	3:53.499	1:05.454	1:47.178	1:00.867	143.4	13:01.496
4	3:42.312	1:01.680	1:43.757	56.875	159.8	16:43.808
5	3:36.868	1:00.364	1:40.628	55.876	164.4	20:20.676
6	3:54.761B	1:00.067	1:40.250	1:14.444	166.7	24:15.437

51 David HARVEY GBR						
340R						
1	5:32.579B	2:20.047	1:57.093	1:15.439	104.2	5:32.579

53 Chris MAYHEW GBR						
Elise S2						

Lap	Time	Sector 1	Sector 2	Sector 3	T. Spd	Elapsed
1	6:30.845	3:41.257	1:47.752	1:01.836	141.7	6:30.845
2	3:47.652	1:05.217	1:43.855	58.580	157.9	10:18.497
3	3:49.011	1:05.393	1:42.583	1:01.035	158.1	14:07.508
4	3:47.303	1:03.447	1:44.864	58.992	158.8	17:54.811
5	3:43.102	1:04.375	1:41.210	57.517	156.5	21:37.913
6	4:20.247B	1:02.187	1:50.719	1:27.341	158.6	25:58.160

57 Christopher LAROCHE FRA						
2-Eleven						
1	3:59.523	1:22.468	1:40.949	56.106	135.8	3:59.523
2	3:29.913	59.681	1:36.746	53.486	160.5	7:29.436
3	3:25.606	57.445	1:34.428	53.733	159.3	10:55.042
4	3:25.355	57.219	1:35.364	52.772	158.8	14:20.397
5	3:22.160	55.507	1:34.101	52.552	170.3	17:42.557
6	3:18.865	54.082	1:33.095	51.688	192.2	21:01.422
7	3:30.276B	54.261	1:31.294	1:04.721	177.0	24:31.698

59 Robin NILSSON SWE						
Exige V6 Cup R						
1	4:26.410	1:38.003	1:45.666	1:02.741	134.0	4:26.410
2	3:47.932	1:07.981	1:43.304	56.647	118.6	8:14.342
3	3:32.693	59.611	1:37.802	55.280	147.3	11:47.035
4	3:24.864	56.715	1:35.084	53.065	162.9	15:11.899
5	3:21.064	55.620	1:33.265	52.179	169.3	18:32.963
6	3:41.286	59.131	1:49.059	53.096	154.3	22:14.249


71 Thierry HÉDOIN FRA						
Elise Cup R						
1	4:36.268	1:52.666	1:45.165	58.437	126.3	4:36.268
2	3:55.314B	1:05.332	1:42.260	1:07.722	134.2	8:31.582
3	5:43.824	2:56.352	1:44.243	1:03.229	157.0	14:15.406
4	3:27.863	57.307	1:35.517	55.039	167.4	17:43.269
5	3:29.339	58.071	1:35.912	55.356	165.6	21:12.608
6	3:46.352B	57.180	1:36.493	1:12.679	175.9	24:58.960

76 Benoît ROGER FRA						
2-Eleven						
1	4:42.355	2:05.426	1:39.768	57.161	145.0	4:42.355
2	3:42.940	1:04.501	1:39.925	58.514	129.2	8:25.295
3	3:36.590	1:01.328	1:39.102	56.160	157.9	12:01.885
4	3:37.366	59.704	1:41.767	55.895	164.4	15:39.251
5	3:30.909	1:00.237	1:36.350	54.322	169.0	19:10.160
6	3:24.178	56.225	1:35.113	52.840	181.2	22:34.338
7	3:51.305B	57.433	1:37.642	1:16.230	173.4	26:25.643

77 Jean-Baptiste LOUP FRA						
2-Eleven						
1	4:44.880	2:07.634	1:43.220	54.026	118.4	4:44.880
2	3:35.345	1:01.473	1:38.124	55.748	138.1	8:20.225
3	3:30.389	58.750	1:36.344	55.295	162.2	11:50.614
4	3:24.080	57.250	1:34.392	52.438	177.6	15:14.694
5	3:20.394	54.933	1:33.747	51.714	185.6	18:35.088
6	3:36.405B	58.331	1:36.784	1:01.290	140.6	22:11.493

79 Jean-Pierre GENOUD-PRACHEX FRA						
2-Eleven						
1	5:28.176	2:30.838	1:56.687	1:00.651	135.2	5:28.176





LOTUS CUP EUROPE SPA EURO RACE FREE PRACTICE 2

Analysis

■ Personal Best ■ Session Best B Crossing the finish line in pit lane

Lap	Time	Sector 1	Sector 2	Sector 3	T. Spd	Elapsed	Lap	Time	Sector 1	Sector 2	Sector 3	T. Spd	Elapsed
2	3:40.625	1:02.330	1:43.241	55.054	134.5	9:08.801	1	4:32.939	1:55.308	1:41.032	56.599	141.5	4:32.939
3	3:43.314	1:05.255	1:43.028	55.031	136.4	12:52.115	2	3:53.061 B	1:07.272	1:40.116	1:05.673	142.9	8:26.000
4	3:38.074 B	57.338	1:37.429	1:03.307	134.2	16:30.189	3	3:39.461	1:13.571	1:32.560	53.330	171.4	12:05.461
5	6:18.619	3:49.421	1:37.205	51.993	134.3	22:48.808	4	3:20.153	56.934	1:32.506	50.713	162.7	15:25.614
6	4:19.768 B	1:01.746	1:49.901	1:28.121	127.7	27:08.576	5	3:11.115	52.020	1:29.065	50.030	177.3	18:36.729
							6	3:11.407	53.080	1:29.173	49.154	182.4	21:48.136
							7	3:23.754 B	50.867	1:27.888	1:04.999	192.2	25:11.890

81 Tamas VIZIN		HUN				
		Exige V6 Cup R				
1	6:22.404	3:58.062	1:33.459	50.883	154.5	6:22.404
2	3:13.566	53.485	1:31.015	49.066	170.6	9:35.970
3	3:20.312	52.425	1:36.408	51.479	184.0	12:56.282
4	3:12.714	52.137	1:30.405	50.172	179.7	16:08.996
5	3:11.618	52.576	1:29.686	49.356	194.9	19:20.614
6	3:16.364	53.287	1:32.194	50.883	168.5	22:36.978
7	3:54.990 B	56.075	1:40.152	1:18.763	165.6	26:31.968

88 Sven PETERSSON		SWE				
		Elise Cup R				
1	4:59.706	2:14.014	1:47.232	58.460	120.8	4:59.706
2	3:35.435	1:04.683	1:36.594	54.158	141.0	8:35.141
3	3:46.930 B	59.603	1:36.996	1:10.331	159.3	12:22.071
4	4:52.200	2:23.169	1:33.181	55.850	178.2	17:14.271
5	3:24.217	58.057	1:33.348	52.812	176.5	20:38.488
6	3:44.894 B	57.167	1:32.159	1:15.568	183.7	24:23.382


92 Christophe LISANDRE		FRA				
		2-Eleven				
1	3:46.664	1:13.798	1:38.800	54.066	148.4	3:46.664
2	3:22.623	56.830	1:34.319	51.474	167.4	7:09.287
3	4:11.858 B	1:11.443	1:49.072	1:11.343	118.6	11:21.145
4	4:46.085	2:13.627	1:36.335	56.123	146.3	16:07.230
5	3:20.861	56.324	1:32.216	52.321	152.1	19:28.091
6	3:16.950	53.019	1:30.970	52.961	170.1	22:45.041
7	4:18.378 B	58.685	1:53.202	1:26.491	139.4	27:03.419

99 Nikolaj IPSEN		DEN				
		Exige V6 Cup R				
1	4:30.615	1:53.108	1:41.352	56.155	119.9	4:30.615
2	3:34.728	1:02.952	1:39.957	51.819	127.2	8:05.343
3	3:18.349	54.567	1:32.399	51.383	172.5	11:23.692
4	3:19.502	55.868	1:33.192	50.442	160.7	14:43.194
5	3:14.024	52.420	1:30.952	50.652	184.6	17:57.218
6	3:13.036	52.634	1:29.804	50.598	184.9	21:10.254
7	3:44.196 B	53.218	1:29.760	1:21.218	188.8	24:54.450

113 György BALOGH		HUN				
		Evora GT4				
1	4:22.839	1:45.372	1:40.048	57.419	136.2	4:22.839
2	3:30.197	59.945	1:36.111	54.141	153.8	7:53.036
3	3:25.971	59.301	1:34.540	52.130	171.7	11:19.007
4	3:28.738	59.210	1:34.402	55.126	173.6	14:47.745
5	3:17.673	55.103	1:31.115	51.455	184.0	18:05.418
6	3:13.836	53.082	1:30.558	50.196	181.2	21:19.254
7	3:36.884 B	53.036	1:32.312	1:11.536	167.4	24:56.138

142 John RASSE		BEL	
		Exige V6 Cup R	





LOTUS CUP EUROPE SPA EURO RACE QUALIFYING

Final Classification

Nr.	Driver	Nat	Team	Car		Time	Lap Total	Gap	Kph
1	142 John RASSE	BEL		Exige V6 Cup R	V6	3:04.756	10 10	-	136.5
2	39 Bence BALOGH	HUN		Evora GT4	V6	3:07.032	8 9	+2.276	134.8
3	92 Christophe LISANDRE	FRA		2-Eleven	2L	3:07.943	7 10	+3.187	134.2
4	17 Thierry VERHIEST	BEL		Exige V6 Cup R	V6	3:08.046	8 9	+3.290	134.1
5	41 Anthony FOURNIER	FRA		2-Eleven	2L	3:08.188	7 9	+3.432	134.0
6	99 Nikolaj IPSEN	DEN		Exige V6 Cup R	V6	3:08.296	8 10	+3.540	133.9
7	18 Steve WILLIAMS	GBR		Evora GT4	V6	3:08.371	6 9	+3.615	133.9
8	81 Tamas VIZIN	HUN		Exige V6 Cup R	V6	3:08.430	8 10	+3.674	133.8
9	57 Christopher LAROCHE	FRA		2-Eleven	2L	3:08.687	8 10	+3.931	133.6
10	11 Jason MCINULTY	GBR		Evora GT4	V6	3:08.777	8 8	+4.021	133.6
11	7 David MCINULTY	GBR		Exige V6 Cup R	V6	3:09.328	9 9	+4.572	133.2
12	31 Tibor VALINT	HUN		Exige V6 Cup R	V6	3:09.629	2 8	+4.873	133.0
13	77 Jean-Baptiste LOUP	FRA		2-Eleven	2L	3:09.682	10 10	+4.926	132.9
14	113 György BALOGH	HUN		Evora GT4	V6	3:11.586	8 9	+6.830	131.6
15	44 Andrew WRIGHT	GBR		Exige S1	OPE	3:13.176	8 9	+8.420	130.5
16	79 Jean-Pierre GENOUD-PRACHE	FRA		2-Eleven	2L	3:13.460	8 9	+8.704	130.3
17	21 Daniel PALMA	SWE		Exige V6 Cup R	V6	3:13.625	5 9	+8.869	130.2
18	26 Pete STOREY	GBR		Exige S2	OPE	3:15.427	9 9	+10.671	129.0
19	9 Xavier GEORGES	FRA		Exige V6 Cup R	V6	3:15.453	5 7	+10.697	129.0
20	76 Benoît ROGER	FRA		2-Eleven	2L	3:17.387	8 9	+12.631	127.7
21	88 Sven PETERSSON	SWE		Elise Cup R	PRO	3:19.646	8 9	+14.890	126.3
22	37 Mark YATES	GBR		Elise Cup R	PRO	3:19.993	7 9	+15.237	126.1
23	71 Thierry HÉDOIN	FRA		Elise Cup R	PRO	3:20.190	5 6	+15.434	126.0
24	12 Ian FENWICK	GBR		Exige S1	OPE	3:20.992	6 8	+16.236	125.4
25	51 David HARVEY	GBR		340R	OPE	3:23.219	6 8	+18.463	124.1
26	32 Cai CEDERHOLM	SWE		Elise Cup R	PRO	3:24.098	9 9	+19.342	123.5
27	13 Matt BARTLETT	GBR		Exige S2	OPE	3:25.665	3 4	+20.909	122.6
28	8 Janos SANTA	HUN		Exige V6 Cup R	V6	3:26.073	8 8	+21.317	122.4
29	6 Eric LIBOR	FRA		2-Eleven	2L	3:27.294	8 8	+22.538	121.6
30	14 Nathalie GENOUD-PRACHEX	FRA		2-Eleven	2L	3:27.334	8 8	+22.578	121.6
31	46 Denis VAN DEN SAVEL	BEL		Elise 111R	PRO	3:30.599	7 9	+25.843	119.7
32	19 Paul PATTISON	GBR		Elise S1	PRO	3:36.858	8 8	+32.102	116.3
33	53 Chris MAYHEW	GBR		Elise S2	PRO	3:40.214	4 8	+35.458	114.5
34	20 Dave CARR	GBR		Elise Cup ES	OPE	4:06.434	3 5	+1:01.678	102.3
35	59 Robin NILSSON	SWE		Exige V6 Cup R	V6				

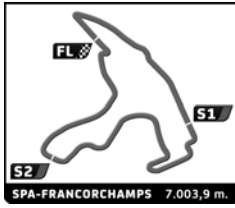
Fastest Lap Lap 10 John RASSE **3:04.756** 136.5 Kph

Published at:

Track Status: **WET**

Stewards:	Timekeeper:
-----------	-------------






LOTUS CUP EUROPE SPA EURO RACE QUALIFYING

Best Sector Times

SECTOR 1			SECTOR 2			SECTOR 3			Pos	Driver	Ideal Lap	Best Lap
Pos	Driver	Time	Driver	Time	Driver	Time						
1	142 J.RASSE	49.910	142 J.RASSE	1:27.718	142 J.RASSE	47.128	1	142 J.RASSE	3:04.756	3:04.756	(1)	
2	11 J.MCINULTY	50.058	17 T.VERHIEST	1:28.468	39 B.BALOGH	47.431	2	39 B.BALOGH	3:06.831	3:07.032	(2)	
3	18 S.WILLIAMS	50.132	41 A.FOURNIER	1:28.720	57 C.LAROCHE	47.577	3	17 T.VERHIEST	3:06.956	3:08.046	(4)	
4	81 T.VIZIN	50.400	39 B.BALOGH	1:28.817	92 C.LISANDRE	47.614	4	92 C.LISANDRE	3:07.772	3:07.943	(3)	
5	31 T.VALINT	50.508	57 C.LAROCHE	1:28.920	81 T.VIZIN	47.733	5	99 N.IPSEN	3:07.794	3:08.296	(6)	
6	17 T.VERHIEST	50.552	92 C.LISANDRE	1:29.005	99 N.IPSEN	47.858	6	81 T.VIZIN	3:08.027	3:08.430	(8)	
7	39 B.BALOGH	50.583	77 J.LOUP	1:29.067	17 T.VERHIEST	47.936	7	18 S.WILLIAMS	3:08.047	3:08.371	(7)	
8	99 N.IPSEN	50.665	99 N.IPSEN	1:29.271	11 J.MCINULTY	47.997	8	41 A.FOURNIER	3:08.188	3:08.188	(5)	
9	92 C.LISANDRE	51.153	7 D.MCINULTY	1:29.311	18 S.WILLIAMS	48.162	9	31 T.VALINT	3:08.219	3:09.629	(12)	
10	41 A.FOURNIER	51.211	31 T.VALINT	1:29.465	7 D.MCINULTY	48.181	10	57 C.LAROCHE	3:08.495	3:08.687	(9)	
11	21 D.PALMA	51.344	18 S.WILLIAMS	1:29.753	31 T.VALINT	48.246	11	11 J.MCINULTY	3:08.554	3:08.777	(10)	
12	113 G.BALOGH	51.610	81 T.VIZIN	1:29.894	41 A.FOURNIER	48.257	12	7 D.MCINULTY	3:09.135	3:09.328	(11)	
13	7 D.MCINULTY	51.643	113 G.BALOGH	1:30.406	77 J.LOUP	48.566	13	77 J.LOUP	3:09.458	3:09.682	(13)	
14	77 J.LOUP	51.825	11 J.MCINULTY	1:30.499	113 G.BALOGH	48.689	14	113 G.BALOGH	3:10.705	3:11.586	(14)	
15	57 C.LAROCHE	51.998	26 P.STOREY	1:30.701	79 J.GENOUD-PRACHEX	49.177	15	21 D.PALMA	3:12.468	3:13.625	(17)	
16	44 A.WRIGHT	52.159	79 J.GENOUD-PRACHEX	1:31.069	21 D.PALMA	49.474	16	79 J.GENOUD-PRACHEX	3:12.792	3:13.460	(16)	
17	79 J.GENOUD-PRACHEX	52.546	9 X.GEORGES	1:31.211	44 A.WRIGHT	49.771	17	44 A.WRIGHT	3:13.176	3:13.176	(15)	
18	9 X.GEORGES	53.063	44 A.WRIGHT	1:31.246	26 P.STOREY	49.871	18	26 P.STOREY	3:14.920	3:15.427	(18)	
19	76 B.ROGER	53.882	21 D.PALMA	1:31.650	76 B.ROGER	50.522	19	9 X.GEORGES	3:15.453	3:15.453	(19)	
20	51 D.HARVEY	54.097	37 M.YATES	1:32.205	9 X.GEORGES	51.179	20	76 B.ROGER	3:17.322	3:17.387	(20)	
21	26 P.STOREY	54.348	71 T.HÉDOIN	1:32.593	12 I.FENWICK	51.247	21	37 M.YATES	3:19.993	3:19.993	(22)	
22	12 I.FENWICK	54.467	76 B.ROGER	1:32.918	51 D.HARVEY	51.534	22	12 I.FENWICK	3:20.063	3:20.992	(24)	
23	13 M.BARTLETT	55.262	32 C.CEDERHOLM	1:33.583	71 T.HÉDOIN	51.711	23	71 T.HÉDOIN	3:20.190	3:20.190	(23)	
24	71 T.HÉDOIN	55.886	12 I.FENWICK	1:34.349	37 M.YATES	51.809	24	51 D.HARVEY	3:21.878	3:23.219	(25)	
25	37 M.YATES	55.979	8 J.SANTA	1:35.194	13 M.BARTLETT	52.072	25	8 J.SANTA	3:23.902	3:26.073	(28)	
26	6 E.LIBOR	56.044	51 D.HARVEY	1:36.247	8 J.SANTA	52.470	26	32 C.CEDERHOLM	3:24.098	3:24.098	(26)	
27	8 J.SANTA	56.238	6 E.LIBOR	1:37.231	6 E.LIBOR	52.821	27	13 M.BARTLETT	3:25.665	3:25.665	(27)	
28	14 N.GENOUD-PRACHEX	56.835	14 N.GENOUD-PRACHEX	1:37.319	14 N.GENOUD-PRACHEX	53.180	28	6 E.LIBOR	3:26.096	3:27.294	(29)	
29	32 C.CEDERHOLM	57.124	46 D.VAN DEN SAVEL	1:37.943	32 C.CEDERHOLM	53.391	29	14 N.GENOUD-PRACHEX	3:27.334	3:27.334	(30)	
30	46 D.VAN DEN SAVEL	58.160	13 M.BARTLETT	1:38.331	46 D.VAN DEN SAVEL	54.326	30	46 D.VAN DEN SAVEL	3:30.429	3:30.599	(31)	
31	19 P.PATTISON	59.982	88 S.PETTERSSON	1:39.597	88 S.PETTERSSON	54.867	31	19 P.PATTISON	3:36.858	3:36.858	(32)	
32	53 C.MAYHEW	1:01.412	53 C.MAYHEW	1:40.214	19 P.PATTISON	56.210	32	53 C.MAYHEW	3:39.627	3:40.214	(33)	
33	20 D.CARR	1:04.756	19 P.PATTISON	1:40.666	53 C.MAYHEW	58.001	33	20 D.CARR	3:56.501	4:06.434	(34)	






LOTUS CUP EUROPE SPA EURO RACE QUALIFYING

Best Top Speeds

Driver	Team	V6	Top 1		Top 2		Top 3		Top 4		Top 5		
			Kph	Lap	Kph	Lap	Kph	Lap	Kph	Lap	Kph	Lap	
31 Tibor VALINT		V6	210.9	5	203.0	3	202.2	2	201.9	4	197.1	8	203,0
18 Steve WILLIAMS		V6	209.3	5	189.5	2	188.5	6	184.6	9	180.3	3	190,4
92 Christophe LISANDRE		2L	207.7	7	202.2	10	202.2	6	201.9	9	195.7	2	201,9
142 John RASSE		V6	206.5	10	204.5	5	203.8	8	202.2	6	201.1	9	203,6
99 Nikolaj IPSEN		V6	205.7	6	198.2	8	197.1	5	196.7	9	196.4	10	198,8
57 Christopher LAROCHE		2L	203.0	7	196.0	8	194.9	6	185.9	5	185.2	4	193,0
39 Bence BALOGH		V6	202.2	9	201.5	4	199.6	8	199.3	7	198.9	5	200,3
76 Benoît ROGER		2L	200.7	8	188.2	7	186.2	6	178.2	9	176.2	4	185,9
77 Jean-Baptiste LOUP		2L	199.6	4	198.5	9	194.6	6	193.9	5	185.2	8	194,4
21 Daniel PALMA		V6	198.9	5	188.8	9	184.3	7	181.8	8	180.6	4	186,9
11 Jason MCINULTY		V6	197.8	8	197.1	6	190.1	2	180.0	3	179.1	1	188,8
17 Thierry VERHIEST		V6	197.4	6	186.5	8	186.2	3	185.6	5	184.0	7	187,9
79 Jean-Pierre GENOUD-PRACE		2L	196.4	6	173.9	5	169.5	8	166.2	9	159.3	7	173,1
41 Anthony FOURNIER		2L	196.0	5	192.9	7	192.5	4	191.8	2	186.2	6	191,9
81 Tamas VIZIN		V6	196.0	6	194.9	5	194.2	7	182.7	8	178.8	4	189,3
113 György BALOGH		V6	194.9	9	184.9	4	184.0	6	182.7	2	182.4	3	185,8
37 Mark YATES		PRO	193.2	9	190.8	5	190.5	7	189.5	8	188.8	4	190,6
9 Xavier GEORGES		V6	192.2	5	184.0	6	176.2	7	175.6	3	159.5	4	177,5
7 David MCINULTY		V6	191.5	6	188.5	5	182.1	3	173.9	9	172.8	2	181,8
26 Pete STOREY		OPE	189.5	4	187.8	8	187.5	6	185.9	7	185.6	9	187,3
44 Andrew WRIGHT		OPE	188.8	9	187.5	8	173.6	6	173.1	7	165.1	2	177,6
12 Ian FENWICK		OPE	186.9	7	175.6	3	174.8	4	173.4	6	168.2	2	175,8
71 Thierry HÉDOIN		PRO	186.2	4	180.9	5	173.6	6	173.4	3	172.0	2	177,2
32 Cai CEDERHOLM		PRO	182.1	9	179.1	7	177.3	6	173.1	3	170.6	4	176,4
13 Matt BARTLETT		OPE	181.8	4	180.6	2	166.9	3	156.3	1			171,4
46 Denis VAN DEN SAVEL		PRO	175.6	5	170.1	7	169.3	4	166.4	6	163.9	8	169,1
51 David HARVEY		OPE	173.9	8	172.0	7	159.8	6	159.1	5	153.8	3	163,7
6 Eric LIBOR		2L	173.6	6	169.5	4	165.1	2	161.4	7	160.0	3	165,9
8 Janos SANTA		V6	171.4	2	159.8	7	151.7	8	149.2	5	144.2	6	155,3
19 Paul PATTISON		PRO	162.9	6	158.4	7	156.1	8	146.5	4	144.8	5	153,7
53 Chris MAYHEW		PRO	161.4	5	158.6	3	154.7	2	146.5	4	144.4	8	153,1
14 Nathalie GENOUD-PRACHE		2L	154.7	8	151.3	2	150.8	5	149.6	4	147.3	7	150,7
20 Dave CARR		OPE	138.3	4	136.2	3	116.1	2	103.3	1	81.6	5	115,1
88 Sven PETTERSSON		PRO	135.8	1									135,8
59 Robin NILSSON		V6											






LOTUS CUP EUROPE SPA EURO RACE QUALIFYING

Fastest Lap Sequence

Practice Time	Driver	Team	Car	Class	Time	Kph	Lap
6:30.910	142 John RASSE		Exige V6 Cup R	V6	3:11.601	131.6	2
9:39.590	142 John RASSE		Exige V6 Cup R	V6	3:08.680	133.6	3
16:11.045	142 John RASSE		Exige V6 Cup R	V6	3:08.368	133.9	5
18:30.879	39 Bence BALOGH		Evora GT4	V6	3:08.326	133.9	5
19:16.665	142 John RASSE		Exige V6 Cup R	V6	3:05.620	135.8	6
31:48.061	142 John RASSE		Exige V6 Cup R	V6	3:04.756	136.5	10






LOTUS CUP EUROPE SPA EURO RACE QUALIFYING

Analysis

Personal Best Session Best B Crossing the finish line in pit lane

Lap	Time	Sector 1	Sector 2	Sector 3	T. Spd	Elapsed	Lap	Time	Sector 1	Sector 2	Sector 3	T. Spd	Elapsed
6	Eric LIBOR					FRA	12	Ian FENWICK					GBR
						2-Eleven							Exige S1
1	5:39.008	2:53.183	1:46.176	59.649	100.0	5:39.008	1	4:00.212	1:22.250	1:41.925	56.037	127.8	4:00.212
2	3:34.023	56.519	1:40.717	56.787	165.1	9:13.031	2	3:34.918	57.402	1:39.448	58.068	168.2	7:35.130
3	3:34.128	57.723	1:40.524	55.881	160.0	12:47.159	3	3:30.687	57.526	1:38.203	54.958	175.6	11:05.817
4	3:34.353	57.318	1:41.108	55.927	169.5	16:21.512	4	3:27.022	56.946	1:36.717	53.359	174.8	14:32.839
5	3:29.321	56.806	1:37.693	54.822	151.9	19:50.833	5	3:22.118	55.746	1:35.125	51.247	167.7	17:54.957
6	3:28.699	57.297	1:38.025	53.377	173.6	23:19.532	6	3:20.992	54.467	1:34.349	52.176	173.4	21:15.949
7	3:31.820	56.581	1:37.231	58.008	161.4	26:51.352	7	3:22.470	55.440	1:34.962	52.068	186.9	24:38.419
8	3:27.294	56.044	1:38.429	52.821	152.5	30:18.646	8	3:38.371 B	55.485	1:34.896	1:07.990	166.4	28:16.790
7	David MCINULTY					GBR	13	Matt BARTLETT					GBR
						Exige V6 Cup R							Exige S2
1	5:24.382	2:40.631	1:44.056	59.695	124.3	5:24.382	1	5:57.420	3:23.177	1:40.496	53.747	156.3	5:57.420
2	3:17.753	53.235	1:32.190	52.328	172.8	8:42.135	2	3:27.857	55.661	1:38.370	53.826	180.6	9:25.277
3	3:14.215	52.779	1:31.704	49.732	182.1	11:56.350	3	3:25.665	55.262	1:38.331	52.072	166.9	12:50.942
4	3:14.093	52.573	1:32.491	49.029	166.2	15:10.443	4	4:05.275 B	55.319			181.8	16:56.217
5	3:11.169	51.963	1:30.146	49.060	188.5	18:21.612							
6	3:12.213	52.053	1:30.880	49.280	191.5	21:33.825							
7	3:22.556 B	51.862	1:29.311	1:01.383	169.8	24:56.381							
8	4:23.812	2:02.825	1:31.633	49.354	151.0	29:20.193							
9	3:09.328	51.643	1:29.504	48.181	173.9	32:29.521							
8	Janos SANTA					HUN	14	Nathalie GENOUD-PRACHEX					FRA
						Exige V6 Cup R							2-Eleven
1	5:29.565	2:49.131	1:42.334	58.100	103.1	5:29.565	1	4:51.792	2:02.528	1:49.914	59.350	134.5	4:51.792
2	3:34.229	59.423	1:39.052	55.754	171.4	9:03.794	2	3:52.181	1:06.119	1:45.117	1:00.945	151.3	8:43.973
3	3:34.563	58.923	1:39.397	56.243	137.4	12:38.357	3	3:46.935	1:04.286	1:44.899	57.750	139.7	12:30.908
4	3:34.466	59.197	1:39.770	55.499	142.9	16:12.823	4	3:39.727	1:00.541	1:42.557	56.629	149.6	16:10.635
5	3:37.701	1:00.461	1:39.043	58.197	149.2	19:50.524	5	3:34.301	1:00.964	1:39.065	54.272	150.8	19:44.936
6	3:32.687	1:00.956	1:37.622	54.109	144.2	23:23.211	6	3:33.375	58.933	1:39.714	54.728	146.1	23:18.311
7	3:26.847	57.083	1:35.194	54.570	159.8	26:50.058	7	3:29.967	57.868	1:37.493	54.606	147.3	26:48.278
8	3:26.073	56.238	1:37.365	52.470	151.7	30:16.131	8	3:27.334	56.835	1:37.319	53.180	154.7	30:15.612
9	Xavier GEORGES					FRA	17	Thierry VERHIEST					BEL
						Exige V6 Cup R							Exige V6 Cup R
1	3:44.661	1:05.390	1:44.081	55.190	148.1	3:44.661	1	3:57.457	1:19.422	1:43.020	55.015	138.5	3:57.457
2	3:24.387	57.525	1:35.198	51.664	153.4	7:09.048	2	3:28.511	55.790	1:37.858	54.863	178.5	7:25.968
3	3:19.941	54.357	1:33.184	52.400	175.6	10:28.989	3	3:25.401	54.992	1:37.291	53.118	186.2	10:51.369
4	3:21.997	56.930	1:33.588	51.479	159.5	13:50.986	4	3:21.830	55.514	1:35.047	51.269	172.0	14:13.199
5	3:15.453	53.063	1:31.211	51.179	192.2	17:06.439	5	3:13.934	51.878	1:31.385	50.671	185.6	17:27.133
6	3:33.245 B	53.197	1:36.001	1:04.047	184.0	20:39.684	6	3:11.533	51.521	1:30.400	49.612	197.4	20:38.666
7	5:26.549 B	2:38.822	1:39.722	1:08.005	176.2	26:06.233	7	3:09.327	51.113	1:29.472	48.742	184.0	23:47.993
							8	3:08.046	50.552	1:28.468	49.026	186.5	26:56.039
							9	3:08.352	50.870	1:29.546	47.936	178.8	30:04.391
11	Jason MCINULTY					GBR	18	Steve WILLIAMS					GBR
						Evora GT4							Evora GT4
1	4:30.558	1:57.227	1:39.317	54.014	179.1	4:30.558	1	6:15.937	3:35.135	1:38.693	1:02.109	175.0	6:15.937
2	3:18.844	52.567	1:34.103	52.174	190.1	7:49.402	2	3:12.710	51.261	1:31.711	49.738	189.5	9:28.647
3	3:15.061	52.083	1:32.539	50.439	180.0	11:04.463	3	3:14.594	51.623	1:32.904	50.067	180.3	12:43.241
4	3:28.196 B	52.010	1:31.513	1:04.673	172.0	14:32.659	4	3:24.309	58.438	1:33.413	52.458	156.7	16:07.550
5	7:37.483	5:16.778	1:31.940	48.765	165.4	22:10.142	5	3:31.291	50.132	1:44.552	56.607	209.3	19:38.841
6	3:09.874	51.033	1:30.499	48.342	197.1	25:20.016	6	3:08.371	50.456	1:29.753	48.162	188.5	22:47.212
7	3:09.808	50.919	1:30.758	48.131	172.5	28:29.824	7	3:27.253	52.367	1:36.738	58.148	168.5	26:14.465
8	3:08.777	50.058	1:30.722	47.997	197.8	31:38.601	8	3:35.914	51.133	1:45.936	58.845	147.3	29:50.379
							9	3:11.224	50.356	1:30.687	50.181	184.6	33:01.603
19	Paul PATTISON					GBR							GBR
						Elise S1							Elise S1
1	5:13.828	2:22.979	1:50.354	1:00.495	128.9	5:13.828							





LOTUS CUP EUROPE SPA EURO RACE QUALIFYING

Analysis

■ Personal Best ■ Session Best B Crossing the finish line in pit lane

Lap	Time	Sector 1	Sector 2	Sector 3	T. Spd	Elapsed	Lap	Time	Sector 1	Sector 2	Sector 3	T. Spd	Elapsed
2	3:46.711	1:01.917	1:45.438	59.356	142.3	9:00.539	5	3:36.792	1:04.850	1:37.257	54.685	163.9	18:12.742
3	3:52.879	1:07.097	1:47.180	58.602	139.4	12:53.418	6	3:27.568	57.939	1:36.222	53.407	177.3	21:40.310
4	3:47.099	1:02.163	1:45.042	59.894	146.5	16:40.517	7	3:28.089	57.406	1:36.333	54.350	179.1	25:08.399
5	3:44.971	1:01.151	1:45.295	58.525	144.8	20:25.488	8	3:34.402	1:01.304	1:38.232	54.866	169.3	28:42.801
6	3:46.304	1:02.839	1:45.197	58.268	162.9	24:11.792	9	3:24.098	57.124	1:33.583	53.391	182.1	32:06.899
7	3:37.973	1:00.159	1:41.555	56.259	158.4	27:49.765							
8	3:36.858	59.982	1:40.666	56.210	156.1	31:26.623							

20 Dave CARR GBR
Elise Cup ES

1	7:56.232	4:28.853	2:14.938	1:12.441	103.3	7:56.232
2	4:26.109	1:14.262	2:02.410	1:09.437	116.1	12:22.341
3	4:06.434	1:09.335	1:53.493	1:03.606	136.2	16:28.775
4	4:09.532 B	1:04.756	1:48.139	1:16.637	138.3	20:38.307
5	11:18.224 B	7:50.399	2:06.145	1:21.680	81.6	31:56.531

21 Daniel PALMA SWE
Exige V6 Cup R

1	4:01.597	1:25.292	1:41.246	55.059	135.0	4:01.597
2	3:26.666	56.724	1:37.780	52.162	171.4	7:28.263
3	3:19.350	54.026	1:33.904	51.420	164.9	10:47.613
4	3:15.144	51.978	1:32.534	50.632	180.6	14:02.757
5	3:13.625	51.814	1:31.650	50.161	198.9	17:16.382
6	3:14.732	51.562	1:32.548	50.622	173.9	20:31.114
7	3:27.362	1:03.352	1:33.280	50.730	184.3	23:58.476
8	3:13.989	51.612	1:32.903	49.474	181.8	27:12.465
9	3:14.525	51.344	1:33.066	50.115	188.8	30:26.990

26 Pete STOREY GBR
Exige S2

1	4:30.277	1:55.152	1:40.608	54.517	156.5	4:30.277
2	3:28.878	57.658	1:37.204	54.016	172.2	7:59.155
3	3:21.609	55.946	1:33.405	52.258	185.2	11:20.764
4	3:19.283	55.181	1:32.802	51.300	189.5	14:40.047
5	3:17.933	54.684	1:32.281	50.968	180.3	17:57.980
6	3:16.844	54.896	1:31.404	50.544	187.5	21:14.824
7	3:15.526	54.666	1:30.701	50.159	185.9	24:30.350
8	3:16.660	54.816	1:31.082	50.762	187.8	27:47.010
9	3:15.427	54.348	1:31.208	49.871	185.6	31:02.437

31 Tibor VALINT HUN
Exige V6 Cup R

1	6:48.903	4:26.145	1:33.606	49.152	177.3	6:48.903
2	3:09.629	51.595	1:29.758	48.276	202.2	9:58.532
3	3:10.663	52.903	1:29.465	48.295	203.0	13:09.195
4	3:53.943	51.162	1:30.427	1:32.354	201.9	17:03.138
5	3:24.631	51.075	1:43.873	49.683	210.9	20:27.769
6	3:09.955	51.703	1:30.006	48.246	187.8	23:37.724
7	3:10.691	51.113	1:29.782	49.796	196.4	26:48.415
8	3:15.152	50.508	1:36.237	48.407	197.1	30:03.567

32 Cai CEDERHOLM SWE
Elise Cup R

1	4:06.302	1:23.787	1:46.185	56.330	139.4	4:06.302
2	3:31.331	59.885	1:37.375	54.071	159.8	7:37.633
3	3:29.466	58.165	1:36.598	54.703	173.1	11:07.099
4	3:28.851	58.512	1:36.491	53.848	170.6	14:35.950

37 Mark YATES GBR
Elise Cup R

1	4:56.662	2:14.098	1:44.896	57.668	148.4	4:56.662
2	3:32.219	1:00.498	1:37.437	54.284	171.2	8:28.881
3	3:27.153	57.528	1:36.097	53.528	188.5	11:56.034
4	3:25.451	57.732	1:34.141	53.578	188.8	15:21.485
5	3:23.465	57.713	1:33.741	52.011	190.8	18:44.950
6	3:22.072	57.157	1:32.897	52.018	188.5	22:07.022
7	3:19.993	55.979	1:32.205	51.809	190.5	25:27.015
8	3:23.759	56.924	1:33.312	53.523	189.5	28:50.774
9	3:34.973 B	56.388	1:32.295	1:06.290	193.2	32:25.747

39 Bence BALOGH HUN
Evora GT4

1	5:45.723	3:03.314	1:51.320	51.089	136.5	5:45.723
2	3:15.229	52.513	1:32.942	49.774	172.2	9:00.952
3	3:12.631	51.364	1:31.256	50.011	192.9	12:13.583
4	3:08.970	50.700	1:29.286	48.984	201.5	15:22.553
5	3:08.326	50.930	1:29.094	48.302	198.9	18:30.879
6	3:27.115	59.092	1:38.216	49.807	140.1	21:57.994
7	3:09.518	50.808	1:29.501	49.209	199.3	25:07.512
8	3:07.032	50.583	1:29.018	47.431	199.6	28:14.544
9	3:08.012	50.607	1:28.817	48.588	202.2	31:22.556

41 Anthony FOURNIER FRA
2-Eleven

1	5:52.815	3:21.046	1:39.350	52.419	161.0	5:52.815
2	3:17.670	53.483	1:32.482	51.705	191.8	9:10.485
3	3:16.751	53.539	1:32.798	50.414	153.2	12:27.236
4	3:11.932	53.157	1:29.806	48.969	192.5	15:39.168
5	3:14.669	55.243	1:30.331	49.095	196.0	18:53.837
6	3:10.671	51.754	1:30.334	48.583	186.2	22:04.508
7	3:08.188	51.211	1:28.720	48.257	192.9	25:12.696
8	3:13.459	54.986	1:29.724	48.749	184.3	28:26.155
9	3:18.728	59.873	1:30.088	48.767	176.2	31:44.883


44 Andrew WRIGHT GBR
Exige S1

1	3:59.003	1:20.980	1:42.501	55.522	132.2	3:59.003
2	3:28.335	56.155	1:37.277	54.903	165.1	7:27.338
3	3:26.238	55.225	1:36.491	54.522	141.0	10:53.576
4	3:24.495	55.418	1:36.110	52.967	149.2	14:18.071
5	3:16.346	53.099	1:32.042	51.205	155.4	17:34.417
6	3:16.186	52.625	1:32.699	50.862	173.6	20:50.603
7	3:15.501	52.464	1:32.152	50.885	173.1	24:06.104
8	3:13.176	52.159	1:31.246	49.771	187.5	27:19.280
9	3:14.619	52.739	1:31.702	50.178	188.8	30:33.899

46 Denis VAN DEN SAVEL BEL
Elise 111R

1	4:22.046	1:35.017	1:47.314	59.715	117.3	4:22.046
---	----------	----------	----------	--------	-------	----------





LOTUS CUP EUROPE SPA EURO RACE QUALIFYING

Analysis

■ Personal Best ■ Session Best B Crossing the finish line in pit lane

Lap	Time	Sector 1	Sector 2	Sector 3	T. Spd	Elapsed	Lap	Time	Sector 1	Sector 2	Sector 3	T. Spd	Elapsed
2	3:41.020	1:01.132	1:41.478	58.410	144.8	8:03.066	3	3:31.188	57.450	1:38.546	55.192	169.0	10:50.269
3	3:42.748	1:04.196	1:41.427	57.125	145.0	11:45.814	4	3:27.610	56.158	1:38.266	53.186	176.2	14:17.879
4	3:36.931	1:00.522	1:40.147	56.262	169.3	15:22.745	5	3:23.682	56.412	1:35.304	51.966	175.0	17:41.561
5	3:34.284	59.561	1:38.842	55.881	175.6	18:57.029	6	3:21.409	55.334	1:34.365	51.710	186.2	21:02.970
6	3:33.082	59.178	1:38.786	55.118	166.4	22:30.111	7	3:19.407	54.332	1:33.476	51.599	188.2	24:22.377
7	3:30.599	58.160	1:37.943	54.496	170.1	26:00.710	8	3:17.387	53.882	1:32.918	50.587	200.7	27:39.764
8	3:31.455	58.214	1:38.915	54.326	163.9	29:32.165	9	3:18.661	54.159	1:33.980	50.522	178.2	30:58.425
9	3:34.293	58.954	1:39.507	55.832	146.5	33:06.458							

51 David HARVEY GBR
340R

1	5:33.093	2:50.596	1:45.361	57.136	112.5	5:33.093
2	3:37.116	57.187	1:43.063	56.866	149.6	9:10.209
3	3:31.800	57.256	1:40.020	54.524	153.8	12:42.009
4	3:57.826B	58.609	1:49.778	1:09.439	149.0	16:39.835
5	5:35.280	3:03.901	1:38.341	53.038	159.1	22:15.115
6	3:23.219	54.097	1:37.588	51.534	159.8	25:38.334
7	3:24.507	54.328	1:37.004	53.175	172.0	29:02.841
8	3:23.345	55.089	1:36.247	52.009	173.9	32:26.186

53 Chris MAYHEW GBR
Elise S2

1	4:15.196	1:27.937	1:46.674	1:00.585	140.6	4:15.196
2	3:45.714	1:03.295	1:43.286	59.133	154.7	8:00.910
3	3:46.829	1:05.588	1:43.222	58.019	158.6	11:47.739
4	3:40.214	1:01.412	1:40.801	58.001	146.5	15:27.953
5	3:48.493B	1:02.750	1:40.214	1:05.529	161.4	19:16.446
6	6:02.311	3:08.937	1:50.505	1:02.869	125.4	25:18.757
7	4:04.736	1:07.823	1:50.962	1:05.951	138.1	29:23.493
8	4:00.896	1:06.435	1:49.966	1:04.495	144.4	33:24.389

57 Christopher LAROCHE FRA
2-Eleven

1	3:35.342	1:07.318	1:36.699	51.325	140.8	3:35.342
2	3:19.167	55.136	1:33.566	50.465	156.3	6:54.509
3	3:14.609	53.495	1:31.415	49.699	172.8	10:09.118
4	3:13.120	53.046	1:31.044	49.030	185.2	13:22.238
5	3:13.501	52.656	1:30.112	50.733	185.9	16:35.739
6	3:12.702	53.223	1:29.427	50.052	194.9	19:48.441
7	3:11.321	52.977	1:29.030	49.314	203.0	22:59.762
8	3:08.687	52.190	1:28.920	47.577	196.0	26:08.449
9	3:13.180	52.609	1:30.699	49.872	181.5	29:21.629
10	3:15.676	51.998	1:33.464	50.214	167.7	32:37.305

71 Thierry HÉDOIN FRA
Elise Cup R

1	4:20.239	1:40.575	1:43.462	56.202	137.6	4:20.239
2	3:28.657	57.555	1:36.167	54.935	172.0	7:48.896
3	3:25.739	57.679	1:35.179	52.881	173.4	11:14.635
4	3:22.698	56.343	1:33.633	52.722	186.2	14:37.333
5	3:20.190	55.886	1:32.593	51.711	180.9	17:57.523
6	3:39.518B	59.546	1:34.676	1:05.296	173.6	21:37.041

76 Benoît ROGER FRA
2-Eleven

1	3:43.731	1:09.521	1:39.508	54.702	162.9	3:43.731
2	3:35.350	57.658	1:41.998	55.694	169.8	7:19.081

77 Jean-Baptiste LOUP FRA
2-Eleven

1	3:38.568	1:06.117	1:39.741	52.710	141.2	3:38.568
2	3:20.337	53.855	1:35.563	50.919	179.7	6:58.905
3	3:14.353	53.047	1:31.862	49.444	180.6	10:13.258
4	3:12.331	52.317	1:31.002	49.012	199.6	13:25.589
5	3:14.083	51.999	1:29.952	52.132	193.9	16:39.672
6	3:12.836	51.957	1:29.766	51.113	194.6	19:52.508
7	3:14.421	52.601	1:31.663	50.157	153.2	23:06.929
8	3:21.081	53.812	1:31.359	55.910	185.2	26:28.010
9	3:11.160	52.303	1:30.291	48.566	198.5	29:39.170
10	3:09.682	51.825	1:29.067	48.790	164.6	32:48.852

79 Jean-Pierre GENOUD-PRACHEX FRA
2-Eleven

1	4:06.305	1:33.591	1:38.684	54.030	149.2	4:06.305
2	3:27.043	56.784	1:36.104	54.155	141.2	7:33.348
3	3:20.596	54.271	1:34.105	52.220	149.2	10:53.944
4	3:36.099B	56.176	1:36.046	1:03.877	155.2	14:30.043
5	3:59.587	1:35.883	1:33.251	50.453	173.9	18:29.630
6	3:21.537	52.546	1:38.448	50.543	196.4	21:51.167
7	3:18.459	53.134	1:32.137	53.188	159.3	25:09.626
8	3:13.460	53.039	1:31.069	49.352	169.5	28:23.086
9	3:13.959	53.087	1:31.695	49.177	166.2	31:37.045


81 Tamas VIZIN HUN
Exige V6 Cup R

1	4:11.896	1:47.029	1:34.266	50.601	173.4	4:11.896
2	3:17.308	53.332	1:32.579	51.397	161.0	7:29.204
3	3:18.722	53.833	1:33.481	51.408	162.7	10:47.926
4	3:13.802	51.930	1:32.622	49.250	178.8	14:01.728
5	3:08.840	50.695	1:29.894	48.251	194.9	17:10.568
6	3:09.417	50.658	1:30.224	48.535	196.0	20:19.985
7	3:08.630	50.400	1:30.407	47.823	194.2	23:28.615
8	3:08.430	50.421	1:30.276	47.733	182.7	26:37.045
9	3:21.888	53.495	1:34.179	54.214	160.2	29:58.933
10	3:14.067	52.671	1:31.624	49.772	165.6	33:13.000

88 Sven PETERSSON SWE
Elise Cup R

1	4:03.741	1:29.277	1:39.597	54.867	135.8	4:03.741
2	3:30.222					7:33.963
3	4:01.168					11:35.131
4	3:22.326					14:57.457
5	3:21.590					18:19.047
6	3:29.574B					21:48.621
7	4:05.330					25:53.951
8	3:19.646					29:13.597
9	3:24.882					32:38.479






LOTUS CUP EUROPE SPA EURO RACE QUALIFYING

Analysis

■ Personal Best ■ Session Best B Crossing the finish line in pit lane

Lap	Time	Sector 1	Sector 2	Sector 3	T. Spd	Elapsed	Lap	Time	Sector 1	Sector 2	Sector 3	T. Spd	Elapsed
92	Christophe LISANDRE						FRA 2-Eleven						
1	3:22.578	55.123	1:36.260	51.195	185.6	3:22.578							
2	3:16.940	54.580	1:32.092	50.268	195.7	6:39.518							
3	3:12.932	52.395	1:31.007	49.530	172.0	9:52.450							
4	3:12.054	51.895	1:30.685	49.474	188.8	13:04.504							
5	3:11.080	51.952	1:29.687	49.441	171.4	16:15.584							
6	3:12.636	55.157	1:29.204	48.275	202.2	19:28.220							
7	3:07.943	51.153	1:29.056	47.734	207.7	22:36.163							
8	3:11.250	52.602	1:30.231	48.417	168.7	25:47.413							
9	3:23.524 B	51.686	1:31.213	1:00.625	201.9	29:10.937							
10	3:41.420	1:24.801	1:29.005	47.614	202.2	32:52.357							
99	Nikolaj IPSEN						DEN Exige V6 Cup R						
1	3:54.604	1:18.369	1:42.571	53.664	133.2	3:54.604							
2	3:23.059	54.200	1:37.258	51.601	172.8	7:17.663							
3	3:13.927	52.928	1:31.976	49.023	185.6	10:31.590							
4	3:12.761	52.731	1:31.063	48.967	183.1	13:44.351							
5	3:10.532	51.645	1:30.278	48.609	197.1	16:54.883							
6	3:09.258	51.235	1:29.851	48.172	205.7	20:04.141							
7	3:12.504	51.036	1:30.041	51.427	194.9	23:16.645							
8	3:08.296	51.060	1:29.378	47.858	198.2	26:24.941							
9	3:08.721	50.665	1:29.271	48.785	196.7	29:33.662							
10	3:09.732	51.531	1:29.614	48.587	196.4	32:43.394							
113	György BALOGH						HUN Evora GT4						
1	5:47.901	3:04.676	1:51.981	51.244	142.3	5:47.901							
2	3:20.105	54.140	1:34.171	51.794	182.7	9:08.006							
3	3:17.539	54.757	1:31.606	51.176	182.4	12:25.545							
4	3:35.843	1:11.688	1:33.912	50.243	184.9	16:01.388							
5	3:12.976	52.716	1:31.271	48.989	179.1	19:14.364							
6	3:13.930	52.285	1:31.710	49.935	184.0	22:28.294							
7	3:12.588	52.174	1:30.786	49.628	179.4	25:40.882							
8	3:11.586	52.491	1:30.406	48.689	174.5	28:52.468							
9	3:11.821	51.610	1:30.722	49.489	194.9	32:04.289							
142	John RASSE						BEL Exige V6 Cup R						
1	3:19.309	54.841	1:31.352	53.116	196.7	3:19.309							
2	3:11.601	52.471	1:30.026	49.104	184.9	6:30.910							
3	3:08.680	51.157	1:29.122	48.401	187.8	9:39.590							
4	3:23.087	51.163	1:33.257	58.667	190.5	13:02.677							
5	3:08.368	50.821	1:28.881	48.666	204.5	16:11.045							
6	3:05.620	50.582	1:27.730	47.308	202.2	19:16.665							
7	3:06.535	50.436	1:28.143	47.956	184.3	22:23.200							
8	3:06.413	50.534	1:28.147	47.732	203.8	25:29.613							
9	3:13.692	51.071	1:32.688	49.933	201.1	28:43.305							
10	3:04.756	49.910	1:27.718	47.128	206.5	31:48.061							





LOTUS CUP EUROPE
SPA EURO RACE
RACE 1 (30')

Starting Grid

Robin NILSSON	59	- 18 -		
3:40.214				4:06.434
Chris MAYHEW	53	- 17 -	20	Dave CARR
3:30.599				3:36.858
Denis VAN DEN SAVEL	46	- 16 -	19	Paul PATTISON
3:27.294				3:27.334
Eric LIBOR	6	- 15 -	14	Nathalie GENOUD-PRACHEX
3:25.665				3:26.073
Matt BARTLETT	13	- 14 -	8	Janos SANTA
3:23.219				3:24.098
David HARVEY	51	- 13 -	32	Cai CEDERHOLM
3:20.190				3:20.992
Thierry HÉDOIN	71	- 12 -	12	Ian FENWICK
3:19.646				3:19.993
Sven PETTERSSON	88	- 11 -	37	Mark YATES
3:15.453				3:17.387
Xavier GEORGES	9	- 10 -	76	Benoit ROGER
3:13.625				3:15.427
Daniel PALMA	21	- 9 -	26	Pete STOREY
3:13.176				3:13.460
Andrew WRIGHT	44	- 8 -	79	Jean-Pierre GENOUD-PRACHEX
3:09.682				3:11.586
Jean-Baptiste LOUP	77	- 7 -	113	György BALOGH
3:09.328				3:09.629
David MCINULTY	7	- 6 -	31	Tibor VALINT
3:08.687				3:08.777
Christopher LAROCHE	57	- 5 -	11	Jason MCINULTY
3:08.371				3:08.430
Steve WILLIAMS	18	- 4 -	81	Tamas VIZIN
3:08.188				3:08.296
Anthony FOURNIER	41	- 3 -	99	Nikolaj IPSEN
3:07.943				3:08.046
Christophe LISANDRE	92	- 2 -	17	Thierry VERHIEST
3:04.756				3:07.032
John RASSE	142	- 1 -	39	Bence BALOGH

Pole




CAR 59 - AUTHORISED TO START THE RACE DUE TO STEWARDS DECISION

Stewards:

Timekeeper:





LOTUS CUP EUROPE

SPA EURO RACE

RACE 1 (30')

Amended

Classification

Drivers	Nat	Team	Vehicle	Class	Laps	Total Time	Gap	Kph	Best Lap		
									Lap	Time	Kph
1 11 Jason MCINULTY	GBR		Evora GT4	V6	12	32:05.552	-	157.1	4	2:37.492	160.1
2 39 Bence BALOGH	HUN		Evora GT4	V6	12	32:05.721	+0.169	157.1	2	2:39.398	158.2
3 81 Tamas VIZIN	HUN		Exige V6 Cup R	V6	12	32:05.924	+0.372	157.1	5	2:38.972	158.6
4 18 Steve WILLIAMS	GBR		Evora GT4	V6	12	32:26.142	+20.590	155.5	4	2:39.976	157.6
5 9 Xavier GEORGES	FRA		Exige V6 Cup R	V6	12	32:33.017	+27.465	154.9	6	2:40.674	156.9
6 7 David MCINULTY	GBR		Exige V6 Cup R	V6	12	32:45.213	+39.661	154.0	10	2:41.939	155.7
7 31 Tibor VALINT	HUN		Exige V6 Cup R	V6	12	32:46.241	+40.689	153.9	6	2:42.231	155.4
8 17 Thierry VERHIEST	BEL		Exige V6 Cup R	V6	12	32:52.357	+46.805	153.4	7	2:42.081	155.6
9 41 Anthony FOURNIER	FRA		2-Eleven	2L	12	33:07.986	+1:02.434	152.2	4	2:43.198	154.5
10 57 Christopher LAROCHE	FRA		2-Eleven	2L	12	33:15.039	+1:09.487	151.7	3	2:44.080	153.7
11 44 Andrew WRIGHT	GBR		Exige S1	OPE	12	33:21.304	+1:15.752	151.2	4	2:42.818	154.9
12 79 Jean-Pierre GENOUD-PRACHEX	FRA		2-Eleven	2L	12	33:26.962	+1:21.410	150.8	3	2:43.877	153.9
13 26 Pete STOREY	GBR		Exige S2	OPE	12	33:39.425	+1:33.873	149.8	3	2:46.515	151.4
14 12 Ian FENWICK	GBR		Exige S1	OPE	12	33:40.182	+1:34.630	149.8	10	2:46.253	151.7
15 8 Janos SANTA	HUN		Exige V6 Cup R	V6	12	34:03.534	+1:57.982	148.1	12	2:47.918	150.2
16 13 Matt BARTLETT	GBR		Exige S2	OPE	12	34:53.771	+2:48.219	144.5	11	2:51.871	146.7
17 14 Nathalie GENOUD-PRACHEX	FRA		2-Eleven	2L	12	34:53.949	+2:48.397	144.5	12	2:51.630	146.9
18 6 Eric LIBOR	FRA		2-Eleven	2L	12	34:55.349	+2:49.797	144.4	6	2:50.869	147.6
19 88 Sven PETTERSSON	SWE		Elise Cup R	PRO	11	32:18.828		143.1	8	2:54.550	144.5
20 71 Thierry HÉDOIN	FRA		Elise Cup R	PRO	11	32:19.452	1 Lap	143.0	11	2:53.310	145.5
21 32 Cai CEDERHOLM	SWE		Elise Cup R	PRO	11	32:54.690	1 Lap	140.5	4	2:57.138	142.3
22 46 Denis VAN DEN SAVEL	BEL		Elise 111R	PRO	11	33:09.194	1 Lap	139.4	4	2:58.775	141.0
23 19 Paul PATTISON	GBR		Elise S1	PRO	11	33:20.033	1 Lap	138.7	3	2:59.413	140.5
24 20 Dave CARR	GBR		Elise Cup ES	OPE	11	33:26.091	1 Lap	138.3	4	2:55.591	143.6
25 51 David HARVEY	GBR		340R	OPE	11	33:35.907	1 Lap	137.6	3	2:43.515	154.2
26 53 Chris MAYHEW	GBR		Elise S2	PRO	10	32:46.985	2 Laps	128.2	3	3:13.617	130.2

Not classified:

77 Jean-Baptiste LOUP	FRA		2-Eleven	2L	10	27:25.730			7	2:42.313	155.3
76 Benoît ROGER	FRA		2-Eleven	2L	10	27:39.236			10	2:43.269	154.4
99 Nikolaj IPSEN	DEN		Exige V6 Cup R	V6	9	29:19.273			3	2:42.409	155.3
92 Christophe LISANDRE	FRA		2-Eleven	2L	8	21:45.061			8	2:42.222	155.4
37 Mark YATES	GBR		Elise Cup R	PRO	6	17:41.778			5	2:54.842	144.2
21 Daniel PALMA	SWE		Exige V6 Cup R	V6	4	10:58.131			4	2:42.206	155.4
142 John RASSE	BEL		Exige V6 Cup R	V6	3	8:13.818			2	2:39.664	157.9

Excluded

59 Robin NILSSON	SWE		Exige V6 Cup R	V6	11	34:37.704			11	2:45.022	152.8
------------------	-----	--	----------------	----	----	------------------	--	--	----	-----------------	-------

Not started

113 György BALOGH	HUN		Evora GT4	V6							
-------------------	-----	--	-----------	----	--	--	--	--	--	--	--

Pole Position	J. RASSE	3:04.756	136.5 Kph
Fastest Lap	Lap 4 Jason MCINULTY	2:37.492	160.1 Kph


CAR 59 - EXCLUDED DUE TO TECHNICAL CHECKS

Published at:

Track Status: **DRY**

Stewards:	Timekeeper:
------------------	--------------------





LOTUS CUP EUROPE SPA EURO RACE RACE 1

Amended

Classification by Group

Nr. Driver	Nat	Team	Car	Laps	Total Time	Gap	Kph	Best Lap			
								Lap	Time	Kph	
2-Eleven											
1	41	Anthony FOURNIER	FRA	2-Eleven	12	33:07.986	152.2	4	2:43.198	154.5	
2	57	Christopher LAROCHE	FRA	2-Eleven	12	33:15.039	+7.053	151.7	3	2:44.080	153.7
3	79	Jean-Pierre GENOUD-PRACHEX	FRA	2-Eleven	12	33:26.962	+18.976	150.8	3	2:43.877	153.9
4	14	Nathalie GENOUD-PRACHEX	FRA	2-Eleven	12	34:53.949	+1'45.963	144.5	12	2:51.630	146.9
5	6	Eric LIBOR	FRA	2-Eleven	12	34:55.349	+1'47.363	144.4	6	2:50.869	147.6
Not classified:											
77	Jean-Baptiste LOUP	FRA	2-Eleven	10	27:25.730			7	2:42.313	155.3	
76	Benoît ROGER	FRA	2-Eleven	10	27:39.236			10	2:43.269	154.4	
92	Christophe LISANDRE	FRA	2-Eleven	8	21:45.061			8	2:42.222	155.4	
Lotus Open											
1	44	Andrew WRIGHT	GBR	Exige S1	12	33:21.304	151.2	4	2:42.818	154.9	
2	26	Pete STOREY	GBR	Exige S2	12	33:39.425	+18.121	149.8	3	2:46.515	151.4
3	12	Ian FENWICK	GBR	Exige S1	12	33:40.182	+18.878	149.8	10	2:46.253	151.7
4	13	Matt BARTLETT	GBR	Exige S2	12	34:53.771	+1'32.467	144.5	11	2:51.871	146.7
5	20	Dave CARR	GBR	Elise Cup ES	11	33:26.091	1 Laps	138.3	4	2:55.591	143.6
6	51	David HARVEY	GBR	340R	11	33:35.907	1 Laps	137.6	3	2:43.515	154.2
Production											
1	88	Sven PETTERSSON	SWE	Elise Cup R	11	32:18.828	143.1	8	2:54.550	144.5	
2	71	Thierry HÉDOIN	FRA	Elise Cup R	11	32:19.452	+0.624	143.0	11	2:53.310	145.5
3	32	Cai CEDERHOLM	SWE	Elise Cup R	11	32:54.690	+35.862	140.5	4	2:57.138	142.3
4	46	Denis VAN DEN SAVEL	BEL	Elise 111R	11	33:09.194	+50.366	139.4	4	2:58.775	141.0
5	19	Paul PATTISON	GBR	Elise S1	11	33:20.033	+1'01.205	138.7	3	2:59.413	140.5
6	53	Chris MAYHEW	GBR	Elise S2	10	32:46.985	1 Laps	128.2	3	3:13.617	130.2
Not classified:											
37	Mark YATES	GBR	Elise Cup R	6	17:41.778			5	2:54.842	144.2	
V6 Cup											
1	11	Jason MCINULTY	GBR	Evora GT4	12	32:05.552	157.1	4	2:37.492	160.1	
2	39	Bence BALOGH	HUN	Evora GT4	12	32:05.721	+0.169	157.1	2	2:39.398	158.2
3	81	Tamas VIZIN	HUN	Exige V6 Cup R	12	32:05.924	+0.372	157.1	5	2:38.972	158.6
4	18	Steve WILLIAMS	GBR	Evora GT4	12	32:26.142	+20.590	155.5	4	2:39.976	157.6
5	9	Xavier GEORGES	FRA	Exige V6 Cup R	12	32:33.017	+27.465	154.9	6	2:40.674	156.9
6	7	David MCINULTY	GBR	Exige V6 Cup R	12	32:45.213	+39.661	154.0	10	2:41.939	155.7
7	31	Tibor VALINT	HUN	Exige V6 Cup R	12	32:46.241	+40.689	153.9	6	2:42.231	155.4
8	17	Thierry VERHIEST	BEL	Exige V6 Cup R	12	32:52.357	+46.805	153.4	7	2:42.081	155.6
9	8	Janos SANTA	HUN	Exige V6 Cup R	12	34:03.534	+1'57.982	148.1	12	2:47.918	150.2
Not classified:											
99	Nikolaj IPSEN	DEN	Exige V6 Cup R	9	29:19.273			3	2:42.409	155.3	
21	Daniel PALMA	SWE	Exige V6 Cup R	4	10:58.131			4	2:42.206	155.4	
142	John RASSE	BEL	Exige V6 Cup R	3	8:13.818			2	2:39.664	157.9	
Excluded											
59	Robin NILSSON	SWE	Exige V6 Cup R	11	34:37.704			11	2:45.022	152.8	
Not started											
113	György BALOGH	HUN	Evora GT4								

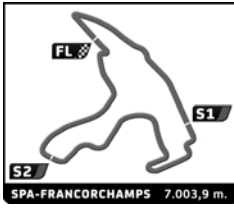
CAR 59 - EXCLUDED DUE TO TECHNICAL CHECKS

Published at:

Track Status: **DRY**

Stewards:	Timekeeper:
-----------	-------------






LOTUS CUP EUROPE SPA EURO RACE RACE 1

Best Sector Times

SECTOR 1			SECTOR 2		SECTOR 3					
Pos	Driver	Time	Driver	Time	Driver	Time	Pos	Driver	Ideal Lap	Best Lap
1	11 J.MCINULTY	44.301	11 J.MCINULTY	1:12.528	11 J.MCINULTY	40.391	1	11 J.MCINULTY	2:37.220	2:37.492 (1)
2	18 S.WILLIAMS	44.714	92 C.LISANDRE	1:12.868	81 T.VIZIN	40.578	2	39 B.BALOGH	2:38.723	2:39.398 (3)
3	39 B.BALOGH	44.725	81 T.VIZIN	1:13.160	39 B.BALOGH	40.705	3	81 T.VIZIN	2:38.727	2:38.972 (2)
4	81 T.VIZIN	44.989	39 B.BALOGH	1:13.293	31 T.VALINT	41.105	4	142 J.RASSE	2:39.664	2:39.664 (4)
5	17 T.VERHIEST	45.139	142 J.RASSE	1:13.337	18 S.WILLIAMS	41.129	5	18 S.WILLIAMS	2:39.770	2:39.976 (5)
6	142 J.RASSE	45.146	9 X.GEORGES	1:13.489	142 J.RASSE	41.181	6	9 X.GEORGES	2:40.317	2:40.674 (6)
7	9 X.GEORGES	45.285	77 J.LOUP	1:13.848	7 D.MCINULTY	41.339	7	31 T.VALINT	2:41.238	2:42.231 (11)
8	21 D.PALMA	45.486	18 S.WILLIAMS	1:13.927	77 J.LOUP	41.483	8	92 C.LISANDRE	2:41.250	2:42.222 (10)
9	51 D.HARVEY	45.665	41 A.FOURNIER	1:14.088	9 X.GEORGES	41.543	9	17 T.VERHIEST	2:41.308	2:42.081 (8)
10	7 D.MCINULTY	45.883	76 B.ROGER	1:14.101	99 N.IPSEN	41.605	10	7 D.MCINULTY	2:41.624	2:41.939 (7)
11	44 A.WRIGHT	45.888	31 T.VALINT	1:14.212	17 T.VERHIEST	41.644	11	99 N.IPSEN	2:41.760	2:42.409 (13)
12	99 N.IPSEN	45.891	99 N.IPSEN	1:14.264	21 D.PALMA	41.698	12	77 J.LOUP	2:41.802	2:42.313 (12)
13	31 T.VALINT	45.921	7 D.MCINULTY	1:14.402	92 C.LISANDRE	41.759	13	21 D.PALMA	2:41.836	2:42.206 (9)
14	59 R.NILSSON	46.441	57 C.LAROCHE	1:14.407	51 D.HARVEY	41.819	14	41 A.FOURNIER	2:42.794	2:43.198 (15)
15	77 J.LOUP	46.471	17 T.VERHIEST	1:14.525	41 A.FOURNIER	41.868	15	44 A.WRIGHT	2:42.818	2:42.818 (14)
16	92 C.LISANDRE	46.623	79 J.GENOUD-PRACHEX	1:14.535	12 I.FENWICK	41.943	16	76 B.ROGER	2:42.837	2:43.269 (16)
17	76 B.ROGER	46.743	44 A.WRIGHT	1:14.582	76 B.ROGER	41.993	17	51 D.HARVEY	2:43.513	2:43.515 (17)
18	41 A.FOURNIER	46.838	21 D.PALMA	1:14.652	57 C.LAROCHE	42.137	18	79 J.GENOUD-PRACHEX	2:43.656	2:43.877 (18)
19	79 J.GENOUD-PRACHEX	46.981	12 I.FENWICK	1:15.696	79 J.GENOUD-PRACHEX	42.140	19	57 C.LAROCHE	2:43.725	2:44.080 (19)
20	8 J.SANTA	47.039	26 P.STOREY	1:15.724	44 A.WRIGHT	42.348	20	59 R.NILSSON	2:45.022	2:45.022 (20)
21	57 C.LAROCHE	47.181	51 D.HARVEY	1:16.029	59 R.NILSSON	42.444	21	12 I.FENWICK	2:45.504	2:46.253 (21)
22	26 P.STOREY	47.667	59 R.NILSSON	1:16.137	26 P.STOREY	42.870	22	26 P.STOREY	2:46.261	2:46.515 (22)
23	12 I.FENWICK	47.865	37 M.YATES	1:17.196	8 J.SANTA	42.881	23	8 J.SANTA	2:47.410	2:47.918 (23)
24	13 M.BARTLETT	48.518	88 S.PETTERSSON	1:17.309	6 E.LIBOR	43.466	24	6 E.LIBOR	2:50.664	2:50.869 (24)
25	14 N.GENOUD-PRACHEX	48.874	8 J.SANTA	1:17.490	13 M.BARTLETT	43.969	25	14 N.GENOUD-PRACHEX	2:51.470	2:51.630 (25)
26	20 D.CARR	49.125	6 E.LIBOR	1:17.661	14 N.GENOUD-PRACHEX	44.077	26	13 M.BARTLETT	2:51.556	2:51.871 (26)
27	6 E.LIBOR	49.537	71 T.HÉDOIN	1:17.846	71 T.HÉDOIN	44.394	27	71 T.HÉDOIN	2:52.368	2:53.310 (27)
28	71 T.HÉDOIN	50.128	14 N.GENOUD-PRACHEX	1:18.519	88 S.PETTERSSON	44.766	28	88 S.PETTERSSON	2:52.677	2:54.550 (28)
29	88 S.PETTERSSON	50.602	13 M.BARTLETT	1:19.069	37 M.YATES	45.128	29	37 M.YATES	2:53.702	2:54.842 (29)
30	32 C.CEDERHOLM	51.220	32 C.CEDERHOLM	1:19.621	20 D.CARR	45.367	30	20 D.CARR	2:54.756	2:55.591 (30)
31	37 M.YATES	51.378	46 D.VAN DEN SAVEL	1:20.078	19 P.PATTISON	45.909	31	32 C.CEDERHOLM	2:56.983	2:57.138 (31)
32	19 P.PATTISON	52.088	20 D.CARR	1:20.264	32 C.CEDERHOLM	46.142	32	46 D.VAN DEN SAVEL	2:58.571	2:58.775 (32)
33	46 D.VAN DEN SAVEL	52.321	19 P.PATTISON	1:21.175	46 D.VAN DEN SAVEL	46.172	33	19 P.PATTISON	2:59.172	2:59.413 (33)
34	53 C.MAYHEW	55.218	53 C.MAYHEW	1:27.235	53 C.MAYHEW	50.595	34	53 C.MAYHEW	3:13.048	3:13.617 (34)






LOTUS CUP EUROPE SPA EURO RACE RACE 1

Best Top Speeds

Driver	Team		Top 1		Top 2		Top 3		Top 4		Top 5		Avg
			Kph	Lap	Kph	Lap	Kph	Lap	Kph	Lap	Kph	Lap	
11 Jason MCINULTY	V6		241.1	4	237.9	3	234.8	12	234.8	10	234.3	7	236,6
39 Bence BALOGH	V6		240.0	9	238.9	12	238.9	11	237.4	8	237.4	5	238,5
81 Tamas VIZIN	V6		234.8	12	233.8	11	233.8	9	232.3	8	232.3	7	233,4
18 Steve WILLIAMS	V6		234.8	12	234.3	11	233.3	5	232.8	7	232.8	6	233,6
9 Xavier GEORGES	V6		233.3	10	232.3	6	230.8	3	230.3	12	230.3	11	231,4
17 Thierry VERHIEST	V6		230.8	8	227.8	3	226.4	6	224.1	9	223.6	4	226,5
7 David MCINULTY	V6		230.3	7	229.3	10	228.8	4	227.8	8	226.4	6	228,5
31 Tibor VALINT	V6		230.3	5	229.3	7	229.3	2	229.3	3	229.3	6	229,5
99 Nikolaj IPSEN	V6		230.3	5	228.3	2	226.4	3	223.1	4	201.1	7	221,8
51 David HARVEY	OPE		230.3	3	220.4	5	210.5	4	198.5	2	160.7	8	204,1
21 Daniel PALMA	V6		228.8	3	223.6	2	218.2	4					223,5
142 John RASSE	V6		226.4	2	224.5	3							225,5
59 Robin NILSSON	V6		224.5	11	224.5	3	219.5	7	218.2	6	214.3	9	220,2
8 Janos SANTA	V6		224.1	10	223.6	12	223.1	9	223.1	8	223.1	7	223,4
44 Andrew WRIGHT	OPE		223.6	2	215.1	5	214.3	3	213.4	10	211.8	9	215,6
57 Christopher LAROCHE	2L		223.1	3	221.8	4	220.4	5	220.0	7	219.1	10	220,9
41 Anthony FOURNIER	2L		222.2	3	221.3	5	220.9	8	220.4	9	218.6	11	220,7
76 Benoît ROGER	2L		220.4	10	218.6	6	217.7	5	216.9	9	215.6	3	217,8
77 Jean-Baptiste LOUP	2L		220.0	7	218.6	6	218.6	3	218.2	8	217.7	4	218,6
12 Ian FENWICK	OPE		220.0	7	218.6	12	216.9	3	216.0	6	215.6	10	217,4
92 Christophe LISANDRE	2L		219.5	8	219.1	2	217.3	6	216.9	3	216.9	4	217,9
79 Jean-Pierre GENOUD-PRACE	2L		217.7	3	216.4	4	216.4	8	215.6	11	214.7	9	216,2
13 Matt BARTLETT	OPE		215.6	12	214.7	11	214.3	9	213.9	8	212.2	7	214,1
26 Pete STOREY	OPE		215.1	3	215.1	4	215.1	5	214.3	11	214.3	8	214,8
14 Nathalie GENOUD-PRACHE	2L		212.2	11	210.1	12	207.7	7	207.3	10	206.1	9	208,7
6 Eric LIBOR	2L		211.8	4	209.7	10	209.7	8	206.9	9	206.9	6	209,0
71 Thierry HÉDOIN	PRO		207.3	11	206.5	5	204.5	3	204.5	4	204.5	9	205,5
37 Mark YATES	PRO		205.7	4	203.8	5	201.1	3	201.1	6	198.2	2	202,0
88 Sven PETTERSSON	PRO		205.3	8	204.5	3	204.5	5	204.5	10	203.8	9	204,5
32 Cai CEDERHOLM	PRO		204.2	6	203.8	10	202.6	7	202.2	5	201.9	11	202,9
20 Dave CARR	OPE		199.3	4	196.4	2	191.8	8	191.5	6	191.5	3	194,1
19 Paul PATTISON	PRO		196.0	4	196.0	5	194.2	2	192.2	3	192.2	10	194,1
46 Denis VAN DEN SAVEL	PRO		193.9	2	193.5	3	192.5	5	191.2	8	190.8	11	192,4
53 Chris MAYHEW	PRO		184.6	2	184.3	3	184.3	4	182.7	7	181.2	6	183,4
113 György BALOGH	V6												





LOTUS CUP EUROPE


SPA EURO RACE

RACE 1

Fastest Lap Sequence

Practice Time	Driver	Team	Car	Class	Time	Kph	Lap
5:20.327	142 John RASSE		Exige V6 Cup R	V6	2:39.664	157.9	2
5:22.001	39 Bence BALOGH		Evora GT4	V6	2:39.398	158.2	2
5:23.103	81 Tamas VIZIN		Exige V6 Cup R	V6	2:39.382	158.2	2
5:23.180	11 Jason MCINULTY		Evora GT4	V6	2:38.849	158.7	2
10:39.539	11 Jason MCINULTY		Evora GT4	V6	2:37.492	160.1	4





LOTUS CUP EUROPE


SPA EURO RACE

RACE 1

Lap Chart

		LAP												
Nr	Pos	Grid	1	2	3	4	5	6	7	8	9	10	11	12
142	1	142	142	142	39	11	11	11	11	11	11	11	11	11
39	2	39	39	39	11	39	39	39	39	39	39	39	39	39
92	3	92	81	81	81	81	81	81	81	81	81	81	81	81
17	4	17	11	11	18	18	18	18	18	18	18	18	18	18
41	5	41	92	18	92	92	92	92	9	9	9	9	9	9
99	6	99	18	92	142	9	9	9	92	92	31	31	7	7
18	7	18	17	17	17	17	17	17	17	17	7	31	31	31
81	8	81	21	21	9	21	31	31	31	31	7	17	17	17
57	9	57	9	9	21	99	7	7	7	7	77	77	41	41
11	10	11	31	31	99	31	99	77	77	77	41	41	57	57
7	11	7	99	99	31	7	77	41	41	41	57	57	79	44
31	12	31	7	7	7	77	41	57	57	57	76	76	44	79
77	13	77	41	77	77	41	79	79	76	76	79	79	26	26
113	14	113	77	41	41	57	57	76	79	79	44	44	12	12
44	15	44	57	79	79	79	44	44	44	44	26	26	8	8
79	16	79	79	57	57	51	76	26	26	26	12	12	13	13
21	17	21	76	76	51	44	26	12	12	12	8	8	14	14
26	18	26	51	51	76	76	51	8	8	8	13	13	6	6
9	19	9	26	44	44	26	12	99	13	13	14	14	88	88
76	20	76	44	26	26	12	8	51	14	14	6	6	71	71
88	21	88	12	12	12	8	13	13	6	6	71	88	32	32
37	22	37	8	8	8	13	14	6	71	71	88	71	46	46
71	23	71	71	13	13	14	6	14	88	88	32	32	19	19
12	24	12	13	14	14	71	71	71	51	51	20	46	20	20
51	25	51	14	71	71	6	88	37	32	32	51	20	51	51
32	26	32	88	88	88	88	37	88	20	20	46	19	59	59
13	27	13	37	37	37	37	20	20	46	46	19	51	51	51
8	28	8	6	6	6	20	32	32	19	19	59	59	59	59
6	29	6	32	20	20	32	46	46	53	53	99	53	53	53
14	30	14	46	32	32	46	19	19	59	59	53	53	53	53
46	31	46	20	46	46	19	53	53	99	99	99	99	99	99
19	32	19	19	19	19	53	59	59	59	59	59	59	59	59
53	33	53	59	53	53	59	59	59	59	59	59	59	59	59
20	34	20	53	59	59	59	59	59	59	59	59	59	59	59
59	35	59	59	59	59	59	59	59	59	59	59	59	59	59






LOTUS CUP EUROPE SPA EURO RACE RACE 1

Analysis by lap

■ Lapped

Nr	Lap Time	Gap	Nr	Lap Time	Gap	Nr	Lap Time	Gap	Nr	Lap Time	Gap	Nr	Lap Time	Gap
Lap 1			26	2:47.522	22.819	92	2:43.085	13.925	20	2:58.662	1:38.259	53	3:15.112	1 Lap
142	2:40.663		12	2:48.254	24.928	9	2:42.253	17.220	32	2:57.676	1:42.769	26	2:48.417	1:03.685
39	2:42.603	1.940	8	2:51.936	31.479	17	2:43.294	17.587	59	2:47.253	1 Lap	12	2:46.594	1:06.922
81	2:43.721	3.058	13	2:53.830	36.949	21	2:42.206	18.592	46	2:58.900	1:47.843	8	2:49.152	1:21.043
11	2:44.331	3.668	14	2:55.754	39.349	99	2:42.621	19.044	19	3:00.212	1:51.568	13	2:54.220	1:51.362
92	2:45.016	4.353	71	2:57.694	39.737	31	2:43.016	20.078	Lap 6					
18	2:45.459	4.796	88	2:56.354	40.210	7	2:42.788	20.216	11	2:39.164				
17	2:46.795	6.132	37	2:55.760	40.519	77	2:42.467	20.959	39	2:40.572	4.370			
21	2:47.838	7.175	6	2:55.396	42.034	41	2:43.198	23.946	81	2:40.086	4.938			
9	2:49.122	8.459	20	2:55.625	45.092	57	2:44.284	27.471	18	2:41.790	11.994			
31	2:49.587	8.924	32	2:59.696	47.966	79	2:45.293	27.585	92	2:43.119	22.545			
99	2:49.852	9.189	46	2:59.955	48.879	51	2:43.829	28.821	9	2:40.674	23.627			
7	2:50.729	10.066	19	2:59.853	50.314	44	2:42.818	29.811	17	2:42.189	25.895			
41	2:51.471	10.808	53	3:14.510	1:21.036	76	2:45.182	31.032	53	3:14.869	1 Lap			
77	2:51.806	11.143	Lap 3			26	2:47.217	37.339	31	2:42.231	27.300			
57	2:52.372	11.709	39	2:39.547		12	2:47.873	42.854	7	2:42.410	27.931			
79	2:52.863	12.200	11	2:38.867	0.499	8	2:48.832	51.447	77	2:42.532	29.060			
76	2:53.192	12.529	81	2:41.121	2.676	13	2:54.090	1:06.528	41	2:44.926	35.731			
51	2:55.051	14.388	18	2:40.220	5.585	14	2:54.842	1:10.233	57	2:44.671	42.028			
26	2:55.624	14.961	92	2:42.268	8.831	71	2:54.849	1:11.136	79	2:47.648	44.460			
44	2:56.144	15.481	142	2:53.491	12.270	6	2:53.728	1:11.275	76	2:45.520	45.082			
12	2:57.001	16.338	17	2:42.469	12.284	88	2:55.348	1:11.833	44	2:47.958	46.600			
8	2:59.870	19.207	9	2:42.242	12.958	37	2:54.932	1:12.452	26	2:47.612	55.648			
71	3:02.370	21.707	21	2:44.175	14.377	20	2:55.591	1:18.316	12	2:47.489	1:00.708			
13	3:03.446	22.783	99	2:42.409	14.414	32	2:57.138	1:23.812	8	2:48.591	1:12.271			
14	3:03.922	23.259	31	2:43.337	15.053	46	2:58.775	1:27.662	99	3:27.390	1:12.919			
88	3:04.183	23.520	7	2:42.820	15.419	19	2:59.560	1:30.075	51	3:15.556	1:26.949			
37	3:05.086	24.423	77	2:42.718	16.483	59	2:48.284	1 Lap	13	2:53.970	1:37.522			
6	3:06.965	26.302	41	2:43.349	18.739	53	3:13.763	2:29.204	6	2:50.869	1:37.832			
32	3:08.597	27.934	79	2:43.877	20.283	Lap 5			14	2:52.602	1:39.530			
46	3:09.251	28.588	57	2:44.080	21.178	11	2:38.719		71	2:56.258	1:44.181			
20	3:09.794	29.131	51	2:43.515	22.983	39	2:40.174	2.962	37	2:54.945	1:44.356			
19	3:10.788	30.125	76	2:45.904	23.841	81	2:38.972	4.016	88	2:55.981	1:44.504			
59	3:21.801	41.138	44	2:44.658	24.984	18	2:40.517	9.368	59	2:48.984	1 Lap			
53	3:26.853	46.190	26	2:46.515	28.113	92	2:43.384	18.590	20	3:00.466	1:59.561			
Lap 2			12	2:49.265	32.972	9	2:43.616	22.117	32	2:57.784	2:01.389			
142	2:39.664		8	2:50.348	40.606	17	2:44.002	22.870	46	3:00.117	2:08.796			
39	2:39.398	1.674	13	2:54.701	50.429	31	2:42.874	24.233	19	2:59.723	2:12.127			
81	2:39.382	2.776	14	2:55.254	53.382	7	2:43.188	24.685	Lap 7					
11	2:38.849	2.853	71	2:55.762	54.278	99	2:44.368	24.693	11	2:40.380				
18	2:41.454	6.586	88	2:55.487	54.476	77	2:43.452	25.692	39	2:40.227	4.217			
92	2:43.095	7.784	37	2:56.213	55.511	41	2:44.742	29.969	81	2:40.304	4.862			
17	2:44.568	11.036	6	2:54.725	55.538	79	2:47.110	35.976	18	2:41.296	12.910			
21	2:43.912	11.423	20	2:56.845	1:00.716	57	2:47.769	36.521	9	2:40.958	24.205			
9	2:43.142	11.937	32	2:57.920	1:04.665	44	2:46.714	37.806	92	2:42.872	25.037			
31	2:43.677	12.937	46	2:59.220	1:06.878	76	2:46.413	38.726	17	2:42.081	27.596			
99	2:43.701	13.226	19	2:59.413	1:08.506	26	2:48.580	47.200	31	2:42.656	29.576			
7	2:43.418	13.820	59	6:03.978	1 Lap	51	3:00.455	50.557	7	2:42.492	30.043			
77	2:43.507	14.986	53	3:13.617	1:53.432	12	2:48.248	52.383	77	2:42.313	30.993			
41	2:45.467	16.611	Lap 4			8	2:50.116	1:02.844	41	2:44.840	40.191			
79	2:45.091	17.627	11	2:37.492		13	2:54.907	1:22.716	57	2:44.569	46.217			
57	2:46.274	18.319	39	2:39.498	1.507	14	2:54.578	1:26.092	76	2:46.592	51.294			
76	2:46.293	19.158	81	2:39.078	3.763	6	2:53.571	1:26.127	79	2:48.259	52.339			
51	2:45.965	20.689	18	2:39.976	7.570	71	2:54.670	1:27.087	44	2:47.947	54.167			
44	2:45.730	21.547				88	2:54.573	1:27.687						
						37	2:54.842	1:28.575						






LOTUS CUP EUROPE SPA EURO RACE RACE 1

Analysis by lap

■ Lapped

Nr	Lap Time	Gap	Nr	Lap Time	Gap	Nr	Lap Time	Gap	Nr	Lap Time	Gap	Nr	Lap Time	Gap
17	2:45.652	34.567	18	2:42.413	16.693									
7	2:45.259	35.285	9	2:43.539	26.619									
77	2:46.693	39.213	32	2:58.639	1 Lap									
41	2:45.473	47.827	7	2:43.257	36.679									
57	2:45.133	54.430	31	2:45.133	37.742									
76	2:43.579	55.829	17	2:46.106	42.098									
79	2:46.368	1:01.830	46	3:01.076	1 Lap									
44	2:47.041	1:06.373	20	3:10.619	1 Lap									
26	2:47.511	1:16.736	19	3:02.179	1 Lap									
12	2:46.926	1:19.435	41	2:46.003	56.256									
8	2:49.377	1:36.724	51	3:14.976	1 Lap									
53	3:14.937	1 Lap	57	2:46.686	1:01.710									
13	2:53.428	2:15.425	79	2:47.426	1:10.531									
59	2:48.965	1 Lap	44	2:45.314	1:12.863									
99	2:48.971	1 Lap	26	2:48.059	1:28.385									
14	2:55.521	2:18.083	12	2:47.722	1:29.608									
6	2:55.185	2:18.376	8	2:50.215	1:51.676									
71	2:54.795	2:27.483	59	2:47.037	1 Lap									
88	2:54.956	2:27.918	13	2:51.871	2:37.903									
			14	2:51.875	2:38.379									
			6	2:51.498	2:40.208									
Lap 10														
11	2:41.152													
39	2:41.561	2.562												
81	2:40.851	3.170												
32	2:59.214	1 Lap												
18	2:43.656	16.930												
20	3:05.497	1 Lap												
51	3:13.930	1 Lap												
9	2:42.411	25.730												
46	3:00.930	1 Lap												
19	3:02.074	1 Lap												
31	2:42.587	35.259												
7	2:41.939	36.072												
17	2:45.227	38.642												
77	2:46.379	44.440												
41	2:46.228	52.903												
57	2:44.396	57.674												
76	2:43.269	57.946												
79	2:45.077	1:05.755												
44	2:44.978	1:10.199												
26	2:47.392	1:22.976												
12	2:46.253	1:24.536												
8	2:48.539	1:44.111												
59	2:49.336	1 Lap												
13	2:54.409	2:28.682												
14	2:52.223	2:29.154												
6	2:54.136	2:31.360												
99	3:02.238	1 Lap												
88	2:55.274	2:42.040												
Lap 11														
11	2:42.650													
39	2:40.853	0.765												
81	2:40.700	1.220												
71	2:58.521	1 Lap												
53	3:20.657	2 Laps												
Lap 12														
11	2:41.612													
39	2:41.016	0.169												
81	2:40.764	0.372												
88	2:55.498	1 Lap												
71	2:53.310	1 Lap												
18	2:45.509	20.590												
9	2:42.458	27.465												
7	2:44.594	39.661												
31	2:44.559	40.689												
53	3:18.230	2 Laps												
17	2:46.319	46.805												
32	3:00.786	1 Lap												
41	2:47.790	1:02.434												
46	2:59.665	1 Lap												
57	2:49.389	1:09.487												
19	3:02.150	1 Lap												
44	2:44.501	1:15.752												
20	3:10.090	1 Lap												
79	2:52.491	1:21.410												
51	3:14.080	1 Lap												
26	2:47.100	1:33.873												
12	2:46.634	1:34.630												
8	2:47.918	1:57.982												
59	2:45.022	1 Lap												
13	2:51.928	2:48.219												
14	2:51.630	2:48.397												
6	2:51.201	2:49.797												





LOTUS CUP EUROPE SPA EURO RACE RACE 1

Analysis

■ Personal Best ■ Session Best B Crossing the finish line in pit lane

Lap	Time	Sector 1	Sector 2	Sector 3	T. Spd	Elapsed	Lap	Time	Sector 1	Sector 2	Sector 3	T. Spd	Elapsed
7	2:52.811	49.203	1:19.417	44.191	207.7	20:29.763	5	2:58.662	49.171	1:21.143	48.348	185.9	14:56.517
8	2:52.937	49.482	1:18.653	44.802	204.9	23:22.700	6	3:00.466	50.207	1:22.479	47.780	191.5	17:56.983
9	2:55.521	49.621	1:19.270	46.630	206.1	26:18.221	7	3:04.510	51.480	1:24.129	48.901	177.3	21:01.493
10	2:52.223	49.466	1:18.610	44.147	207.3	29:10.444	8	2:58.392	50.812	1:21.034	46.546	191.8	23:59.885
11	2:51.875	48.874	1:18.900	44.101	212.2	32:02.319	9	3:05.497	53.520	1:23.986	47.991	166.4	27:05.382
12	2:51.630	49.011	1:18.542	44.077	210.1	34:53.949	10	3:10.619	56.407	1:24.410	49.802	154.9	30:16.001
							11	3:10.090	53.474	1:24.966	51.650	171.7	33:26.091

17 **Thierry VERHIEST** BEL
Exige V6 Cup R

1	2:46.795	48.979	1:15.721	42.095		2:46.795
2	2:44.568	46.247	1:16.455	41.866	223.1	5:31.363
3	2:42.469	46.102	1:14.525	41.842	227.8	8:13.832
4	2:43.294	45.699	1:15.321	42.274	223.6	10:57.126
5	2:44.002	45.763	1:16.321	41.918	218.2	13:41.128
6	2:42.189	45.139	1:14.906	42.144	226.4	16:23.317
7	2:42.081	45.501	1:14.936	41.644	221.3	19:05.398
8	2:43.655	45.422	1:15.619	42.614	230.8	21:49.053
9	2:45.652	45.273	1:18.673	41.706	224.1	24:34.705
10	2:45.227	47.443	1:15.371	42.413	210.9	27:19.932
11	2:46.106	47.356	1:16.525	42.225	220.0	30:06.038
12	2:46.319	47.051	1:15.838	43.430	223.1	32:52.357

18 **Steve WILLIAMS** GBR
Evora GT4

1	2:45.459	48.726	1:14.839	41.894		2:45.459
2	2:41.454	45.761	1:14.510	41.183	224.1	5:26.913
3	2:40.220	44.838	1:13.927	41.455	227.4	8:07.133
4	2:39.976	44.786	1:14.061	41.129	229.3	10:47.109
5	2:40.517	44.714	1:14.427	41.376	233.3	13:27.626
6	2:41.790	44.864	1:15.448	41.478	232.8	16:09.416
7	2:41.296	44.813	1:14.887	41.596	232.8	18:50.712
8	2:41.673	45.086	1:14.802	41.785	225.0	21:32.385
9	2:42.179	44.921	1:15.630	41.628	231.8	24:14.564
10	2:43.656	44.981	1:15.437	43.238	224.5	26:58.220
11	2:42.413	44.746	1:15.464	42.203	234.3	29:40.633
12	2:45.509	44.714	1:16.166	44.629	234.8	32:26.142

19 **Paul PATTISON** GBR
Elise S1

1	3:10.788	1:00.280	1:22.964	47.544		3:10.788
2	2:59.853	52.088	1:21.438	46.327	194.2	6:10.641
3	2:59.413	52.135	1:21.369	45.909	192.2	9:10.054
4	2:59.560	52.365	1:21.175	46.020	196.0	12:09.614
5	3:00.212	52.182	1:21.692	46.338	196.0	15:09.826
6	2:59.723	52.532	1:21.276	45.915	188.8	18:09.549
7	3:00.505	53.084	1:21.349	46.072	192.2	21:10.054
8	3:03.576	53.180	1:23.311	47.085	186.2	24:13.630
9	3:02.074	52.606	1:22.513	46.955	190.5	27:15.704
10	3:02.179	53.635	1:21.829	46.715	192.2	30:17.883
11	3:02.150	52.287	1:22.920	46.943	188.5	33:20.033

20 **Dave CARR** GBR
Elise Cup ES

1	3:09.794	1:01.061	1:22.645	46.088		3:09.794
2	2:55.625	49.654	1:20.604	45.367	196.4	6:05.419
3	2:56.845	49.414	1:21.144	46.287	191.5	9:02.264
4	2:55.591	49.125	1:20.264	46.202	199.3	11:57.855

21 **Daniel PALMA** SWE
Exige V6 Cup R

1	2:47.838	50.196	1:15.397	42.245		2:47.838
2	2:43.912	45.781	1:16.153	41.978	223.6	5:31.750
3	2:44.175	46.346	1:15.264	42.565	228.8	8:15.925
4	2:42.206	45.856	1:14.652	41.698	218.2	10:58.131

26 **Pete STOREY** GBR
Exige S2

1	2:55.624	53.459	1:18.094	44.071		2:55.624
2	2:47.522	48.032	1:16.257	43.233	212.2	5:43.146
3	2:46.515	47.667	1:15.724	43.124	215.1	8:29.661
4	2:47.217	47.805	1:16.055	43.357	215.1	11:16.878
5	2:48.580	47.943	1:16.598	44.039	215.1	14:05.458
6	2:47.612	48.071	1:16.607	42.934	213.9	16:53.070
7	2:48.417	48.381	1:16.864	43.172	213.9	19:41.487
8	2:47.876	48.113	1:16.802	42.961	214.3	22:29.363
9	2:47.511	47.812	1:16.046	43.653	214.3	25:16.874
10	2:47.392	48.147	1:16.158	43.087	213.9	28:04.266
11	2:48.059	47.806	1:16.930	43.323	214.3	30:52.325
12	2:47.100	48.172	1:16.058	42.870	213.4	33:39.425


31 **Tibor VALINT** HUN
Exige V6 Cup R

1	2:49.587	49.557	1:16.967	43.063		2:49.587
2	2:43.677	46.470	1:15.350	41.857	229.3	5:33.264
3	2:43.337	46.644	1:15.034	41.659	229.3	8:16.601
4	2:43.016	46.467	1:14.791	41.758	222.7	10:59.617
5	2:42.874	46.687	1:14.662	41.525	230.3	13:42.491
6	2:42.231	46.169	1:14.212	41.850	229.3	16:24.722
7	2:42.656	46.120	1:14.867	41.669	229.3	19:07.378
8	2:42.627	45.921	1:14.786	41.920	225.0	21:50.005
9	2:43.957	46.108	1:15.729	42.120	227.4	24:33.962
10	2:42.587	46.584	1:14.898	41.105	226.9	27:16.549
11	2:45.133	47.497	1:15.955	41.681	221.8	30:01.682
12	2:44.559	46.322	1:15.825	42.412	224.1	32:46.241

32 **Cai CEDERHOLM** SWE
Elise Cup R

1	3:08.597	58.042	1:23.934	46.621		3:08.597
2	2:59.696	53.299	1:20.255	46.142	196.7	6:08.293
3	2:57.920	51.566	1:19.682	46.672	200.7	9:06.213
4	2:57.138	51.347	1:19.621	46.170	201.9	12:03.351
5	2:57.676	51.407	1:19.654	46.615	202.2	15:01.027
6	2:57.784	51.220	1:19.758	46.806	204.2	17:58.811
7	2:59.588	51.932	1:21.175	46.481	202.6	20:58.399
8	2:57.652	51.263	1:20.068	46.321	201.5	23:56.051
9	2:59.214	51.914	1:20.935	46.365	200.0	26:55.265
10	2:58.639	51.436	1:20.328	46.875	203.8	29:53.904






LOTUS CUP EUROPE SPA EURO RACE RACE 1

Analysis

Personal Best Session Best B Crossing the finish line in pit lane

Lap	Time	Sector 1	Sector 2	Sector 3	T. Spd	Elapsed	Lap	Time	Sector 1	Sector 2	Sector 3	T. Spd	Elapsed
11	3:00.786	51.561	1:21.395	47.830	201.9	32:54.690							
37	Mark YATES					GBR	46	Denis VAN DEN SAVEL					BEL
						Elise Cup R							Elise 111R
1	3:05.086	57.700	1:21.696	45.690		3:05.086	1	3:09.251	1:00.271	1:22.218	46.762		3:09.251
2	2:55.760	52.056	1:18.401	45.303	198.2	6:00.846	2	2:59.955	53.045	1:20.737	46.173	193.9	6:09.206
3	2:56.213	51.716	1:18.884	45.613	201.1	8:57.059	3	2:59.220	52.522	1:20.336	46.362	193.5	9:08.426
4	2:54.932	51.378	1:18.426	45.128	205.7	11:51.991	4	2:58.775	52.456	1:20.109	46.210	189.8	12:07.201
5	2:54.842	51.619	1:17.196	46.027	203.8	14:46.833	5	2:58.900	52.321	1:20.088	46.491	192.5	15:06.101
6	2:54.945	51.498	1:17.807	45.640	201.1	17:41.778	6	3:00.117	53.669	1:20.276	46.172	177.6	18:06.218
39	Bence BALOGH					HUN	7	2:59.601	52.771	1:20.078	46.752	189.1	21:05.819
						Evora GT4	8	3:01.704	52.764	1:21.590	47.350	191.2	24:07.523
1	2:42.603	46.615	1:14.767	41.221		2:42.603	9	3:00.930	52.438	1:21.305	47.187	185.9	27:08.453
2	2:39.398	45.059	1:13.634	40.705	234.8	5:22.001	10	3:01.076	52.893	1:21.431	46.752	189.1	30:09.529
3	2:39.547	44.814	1:13.293	41.440	235.8	8:01.548	11	2:59.665	52.326	1:20.224	47.115	190.8	33:09.194
4	2:39.498	44.813	1:13.789	40.896	232.8	10:41.046	51	David HARVEY					GBR
5	2:40.174	44.733	1:14.232	41.209	237.4	13:21.220							340R
6	2:40.572	44.841	1:14.518	41.213	228.8	16:01.792	1	2:55.051	53.301	1:18.790	42.960		2:55.051
7	2:40.227	45.131	1:14.118	40.978	236.3	18:42.019	2	2:45.965	46.192	1:17.174	42.599	198.5	5:41.016
8	2:40.721	45.143	1:14.216	41.362	237.4	21:22.740	3	2:43.515	45.665	1:16.031	41.819	230.3	8:24.531
9	2:39.551	44.725	1:14.009	40.817	240.0	24:02.291	4	2:43.829	45.864	1:16.029	41.936	210.5	11:08.360
10	2:41.561	45.675	1:14.507	41.379	234.8	26:43.852	5	3:00.455	46.828	1:21.404	52.223	220.4	14:08.815
11	2:40.853	45.210	1:14.157	41.486	238.9	29:24.705	6	3:15.556	59.757	1:24.790	51.009	147.3	17:24.371
12	2:41.016	45.141	1:13.996	41.879	238.9	32:05.721	7	3:17.025	58.100	1:26.392	52.533	160.2	20:41.396
41	Anthony FOURNIER					FRA	8	3:11.525	57.667	1:23.147	50.711	160.7	23:52.921
						2-Eleven	9	3:13.930	57.338	1:25.986	50.606	159.3	27:06.851
1	2:51.471	51.856	1:16.661	42.954		2:51.471	10	3:14.976	58.191	1:25.477	51.308	160.0	30:21.827
2	2:45.467	47.387	1:15.841	42.239	207.3	5:36.938	11	3:14.080	57.764	1:25.635	50.681	158.8	33:35.907
3	2:43.349	47.302	1:14.088	41.959	222.2	8:20.287	53	Chris MAYHEW					GBR
4	2:43.198	46.838	1:14.492	41.868	208.1	11:03.485							Elise S2
5	2:44.742	47.526	1:14.921	42.295	221.3	13:48.227	1	3:26.853	1:05.454	1:29.970	51.429		3:26.853
6	2:44.926	47.299	1:15.122	42.505	215.1	16:33.153	2	3:14.510	55.484	1:28.307	50.719	184.6	6:41.363
7	2:44.840	47.539	1:15.223	42.078	218.2	19:17.993	3	3:13.617	55.476	1:27.546	50.595	184.3	9:54.980
8	2:44.499	47.345	1:15.133	42.021	220.9	22:02.492	4	3:13.763	55.218	1:27.526	51.019	184.3	13:08.743
9	2:45.473	47.259	1:15.795	42.419	220.4	24:47.965	5	3:14.869	56.323	1:27.235	51.311	179.4	16:23.612
10	2:46.228	47.594	1:16.339	42.295	210.9	27:34.193	6	3:15.112	55.722	1:27.390	52.000	181.2	19:38.724
11	2:46.003	47.548	1:15.610	42.845	218.6	30:20.196	7	3:14.437	55.458	1:27.286	51.693	182.7	22:53.161
12	2:47.790	47.679	1:16.640	43.471	217.7	33:07.986	8	3:14.937	55.454	1:27.747	51.736	175.6	26:08.098
44	Andrew WRIGHT					GBR	9	3:20.657	55.562	1:30.166	54.929	181.2	29:28.755
						Exige S1	10	3:18.230	57.337	1:28.470	52.423	167.2	32:46.985
1	2:56.144	54.255	1:18.274	43.615		2:56.144	57	Christopher LAROCHE					FRA
2	2:45.730	47.186	1:15.466	43.078	223.6	5:41.874							2-Eleven
3	2:44.658	46.167	1:15.451	43.040	214.3	8:26.532	1	2:52.372	51.863	1:17.221	43.288		2:52.372
4	2:42.818	45.888	1:14.582	42.348	208.5	11:09.350	2	2:46.274	48.146	1:15.655	42.473	215.1	5:38.646
5	2:46.714	46.710	1:17.040	42.964	215.1	13:56.064	3	2:44.080	47.424	1:14.407	42.249	223.1	8:22.726
6	2:47.958	47.132	1:16.564	44.262	201.9	16:44.022	4	2:44.284	47.329	1:14.465	42.490	221.8	11:07.010
7	2:47.947	47.031	1:18.147	42.769	204.9	19:31.969	5	2:47.769	49.063	1:16.203	42.503	220.4	13:54.779
8	2:47.501	46.398	1:16.768	44.335	201.9	22:19.470	6	2:44.671	47.514	1:14.715	42.442	217.7	16:39.450
9	2:47.041	46.906	1:17.141	42.994	211.8	25:06.511	7	2:44.569	47.181	1:15.026	42.362	220.0	19:24.019
10	2:44.978	46.932	1:15.596	42.450	213.4	27:51.489	8	2:45.416	47.812	1:15.022	42.582	218.6	22:09.435
11	2:45.314	46.638	1:16.294	42.382	208.9	30:36.803	9	2:45.133	47.839	1:15.157	42.137	218.2	24:54.568
12	2:44.501	46.089	1:15.708	42.704	204.5	33:21.304	10	2:44.396	47.434	1:14.727	42.235	219.1	27:38.964
							11	2:46.686	47.950	1:15.713	43.023	217.7	30:25.650
							12	2:49.389	48.079	1:17.690	43.620	218.6	33:15.039






LOTUS CUP EUROPE SPA EURO RACE RACE 1

Analysis

Personal Best Session Best B Crossing the finish line in pit lane

Lap	Time	Sector 1	Sector 2	Sector 3	T. Spd	Elapsed	Lap	Time	Sector 1	Sector 2	Sector 3	T. Spd	Elapsed
59 Robin NILSSON SWE Exige V6 Cup R							1	2:52.863	52.833	1:16.978	43.052		2:52.863
2	2:45.091	47.296	1:15.352	42.443	207.3	5:37.954	2	2:45.091	47.296	1:15.352	42.443	207.3	5:37.954
3	2:43.877	47.202	1:14.535	42.140	217.7	8:21.831	3	2:43.877	47.202	1:14.535	42.140	217.7	8:21.831
4	2:45.293	46.981	1:15.202	43.110	216.4	11:07.124	4	2:45.293	46.981	1:15.202	43.110	216.4	11:07.124
5	2:47.110	48.023	1:15.912	43.175	212.2	13:54.234	5	2:47.110	48.023	1:15.912	43.175	212.2	13:54.234
6	2:47.648	48.021	1:16.817	42.810	201.5	16:41.882	6	2:47.648	48.021	1:16.817	42.810	201.5	16:41.882
7	2:48.259	47.928	1:17.315	43.016	211.4	19:30.141	7	2:48.259	47.928	1:17.315	43.016	211.4	19:30.141
8	2:45.459	47.463	1:15.642	42.354	216.4	22:15.600	8	2:45.459	47.463	1:15.642	42.354	216.4	22:15.600
9	2:46.368	47.726	1:16.133	42.509	214.7	25:01.968	9	2:46.368	47.726	1:16.133	42.509	214.7	25:01.968
10	2:45.077	47.309	1:15.185	42.583	214.3	27:47.045	10	2:45.077	47.309	1:15.185	42.583	214.3	27:47.045
11	2:47.426	47.867	1:16.240	43.319	215.6	30:34.471	11	2:47.426	47.867	1:16.240	43.319	215.6	30:34.471
12	2:52.491	48.064	1:19.934	44.493	197.4	33:26.962	12	2:52.491	48.064	1:19.934	44.493	197.4	33:26.962
81 Tamas VIZIN HUN Exige V6 Cup R							1	2:43.721	48.120	1:14.169	41.432		2:43.721
2	2:39.382	45.156	1:13.345	40.881	230.3	5:23.103	2	2:39.382	45.156	1:13.345	40.881	230.3	5:23.103
3	2:41.121	46.100	1:13.318	41.703	230.3	8:04.224	3	2:41.121	46.100	1:13.318	41.703	230.3	8:04.224
4	2:39.078	45.163	1:13.160	40.755	229.8	10:43.302	4	2:39.078	45.163	1:13.160	40.755	229.8	10:43.302
5	2:38.972	44.989	1:13.405	40.578	230.8	13:22.274	5	2:38.972	44.989	1:13.405	40.578	230.8	13:22.274
6	2:40.086	44.993	1:13.954	41.139	232.3	16:02.360	6	2:40.086	44.993	1:13.954	41.139	232.3	16:02.360
7	2:40.304	45.178	1:13.927	41.199	232.3	18:42.664	7	2:40.304	45.178	1:13.927	41.199	232.3	18:42.664
8	2:40.416	45.253	1:14.188	40.975	232.3	21:23.080	8	2:40.416	45.253	1:14.188	40.975	232.3	21:23.080
9	2:40.529	45.147	1:14.609	40.773	233.8	24:03.609	9	2:40.529	45.147	1:14.609	40.773	233.8	24:03.609
10	2:40.851	46.034	1:13.661	41.156	229.8	26:44.460	10	2:40.851	46.034	1:13.661	41.156	229.8	26:44.460
11	2:40.700	45.076	1:14.223	41.401	233.8	29:25.160	11	2:40.700	45.076	1:14.223	41.401	233.8	29:25.160
12	2:40.764	45.347	1:13.948	41.469	234.8	32:05.924	12	2:40.764	45.347	1:13.948	41.469	234.8	32:05.924
88 Sven PETERSSON SWE Elise Cup R							1	3:04.183	56.831	1:21.942	45.410		3:04.183
2	2:56.354	51.499	1:19.275	45.580	200.0	6:00.537	2	2:56.354	51.499	1:19.275	45.580	200.0	6:00.537
3	2:55.487	51.010	1:19.711	44.766	204.5	8:56.024	3	2:55.487	51.010	1:19.711	44.766	204.5	8:56.024
4	2:55.348	51.319	1:19.247	44.782	202.6	11:51.372	4	2:55.348	51.319	1:19.247	44.782	202.6	11:51.372
5	2:54.573	50.862	1:17.939	45.772	204.5	14:45.945	5	2:54.573	50.862	1:17.939	45.772	204.5	14:45.945
6	2:55.981	53.844	1:17.309	44.828	195.3	17:41.926	6	2:55.981	53.844	1:17.309	44.828	195.3	17:41.926
7	2:56.624	51.214	1:18.995	46.415	203.4	20:38.550	7	2:56.624	51.214	1:18.995	46.415	203.4	20:38.550
8	2:54.550	51.030	1:18.647	44.873	205.3	23:33.100	8	2:54.550	51.030	1:18.647	44.873	205.3	23:33.100
9	2:54.956	51.263	1:18.610	45.083	203.8	26:28.056	9	2:54.956	51.263	1:18.610	45.083	203.8	26:28.056
10	2:55.274	50.602	1:19.295	45.377	204.5	29:23.330	10	2:55.274	50.602	1:19.295	45.377	204.5	29:23.330
11	2:55.498	52.873	1:17.616	45.009	196.7	32:18.828	11	2:55.498	52.873	1:17.616	45.009	196.7	32:18.828
92 Christophe LISANDRE FRA 2-Eleven							1	2:45.016	47.899	1:13.911	43.206		2:45.016
2	2:43.095	46.874	1:14.409	41.812	219.1	5:28.111	2	2:43.095	46.874	1:14.409	41.812	219.1	5:28.111
3	2:42.268	47.134	1:12.868	42.266	216.9	8:10.379	3	2:42.268	47.134	1:12.868	42.266	216.9	8:10.379
4	2:43.085	47.286	1:13.933	41.866	216.9	10:53.464	4	2:43.085	47.286	1:13.933	41.866	216.9	10:53.464
5	2:43.384	47.757	1:13.519	42.108	216.0	13:36.848	5	2:43.384	47.757	1:13.519	42.108	216.0	13:36.848
6	2:43.119	47.265	1:13.735	42.119	217.3	16:19.967	6	2:43.119	47.265	1:13.735	42.119	217.3	16:19.967
7	2:42.872	47.370	1:13.743	41.759	216.9	19:02.839	7	2:42.872	47.370	1:13.743	41.759	216.9	19:02.839
8	2:42.222	46.623	1:13.769	41.830	219.5	21:45.061	8	2:42.222	46.623	1:13.769	41.830	219.5	21:45.061
99 Nikolaj IPSEN DEN Exige V6 Cup R							1	2:49.852	50.152	1:17.440	42.260		2:49.852
2	2:43.701	46.481	1:15.558	41.662	228.3	5:33.553	2	2:43.701	46.481	1:15.558	41.662	228.3	5:33.553
76 Benoît ROGER FRA 2-Eleven							1	2:53.192	53.013	1:17.322	42.857		2:53.192
2	2:46.293	47.476	1:16.461	42.356	206.5	5:39.485	2	2:46.293	47.476	1:16.461	42.356	206.5	5:39.485
3	2:45.904	47.309	1:16.262	42.333	215.6	8:25.389	3	2:45.904	47.309	1:16.262	42.333	215.6	8:25.389
4	2:45.182	47.204	1:15.516	42.462	212.6	11:10.571	4	2:45.182	47.204	1:15.516	42.462	212.6	11:10.571
5	2:46.413	47.233	1:15.586	43.594	217.7	13:56.984	5	2:46.413	47.233	1:15.586	43.594	217.7	13:56.984
6	2:45.520	46.961	1:16.115	42.444	218.6	16:42.504	6	2:45.520	46.961	1:16.115	42.444	218.6	16:42.504
7	2:46.592	47.441	1:16.645	42.506	208.1	19:29.096	7	2:46.592	47.441	1:16.645	42.506	208.1	19:29.096
8	2:43.292	47.150	1:14.101	42.041	211.8	22:12.388	8	2:43.292	47.150	1:14.101	42.041	211.8	22:12.388
9	2:43.579	46.923	1:14.631	42.025	216.9	24:55.967	9	2:43.579	46.923	1:14.631	42.025	216.9	24:55.967
10	2:43.269	46.743	1:14.533	41.993	220.4	27:39.236	10	2:43.269	46.743	1:14.533	41.993	220.4	27:39.236
77 Jean-Baptiste LOUP FRA 2-Eleven							1	2:51.806	52.720	1:16.062	43.024		2:51.806
2	2:43.507	46.930	1:14.542	42.035	217.3	5:35.313	2	2:43.507	46.930	1:14.542	42.035	217.3	5:35.313
3	2:42.718	46.977	1:13.848	41.893	218.6	8:18.031	3	2:42.718	46.977	1:13.848	41.893	218.6	8:18.031
4	2:42.467	46.806	1:13.873	41.788	217.7	11:00.498	4	2:42.467	46.806	1:13.873	41.788	217.7	11:00.498
5	2:43.452	46.622	1:14.946	41.884	215.1	13:43.950	5	2:43.452	46.622	1:14.946	41.884	215.1	13:43.950
6	2:42.532	47.138	1:13.911	41.483	218.6	16:26.482	6	2:42.532	47.138	1:13.911	41.483	218.6	16:26.482
7	2:42.313	46.471	1:14.028	41.814	220.0	19:08.795	7	2:42.313	46.471	1:14.028	41.814	220.0	19:08.795
8	2:43.863	46.698	1:14.828	42.337	218.2	21:52.658	8	2:43.863	46.698	1:14.828	42.337	218.2	21:52.658
9	2:46.693	47.648	1:16.339	42.706	215.6	24:39.351	9	2:46.693	47.648	1:16.339	42.706	215.6	24:39.351
10	2:46.379	47.103	1:16.028	43.248	216.4	27:25.730	10	2:46.379	47.103	1:16.028	43.248	216.4	27:25.730
79 Jean-Pierre GENOUD-PRACHEX FRA 2-Eleven							1	2:49.852	50.152	1:17.440	42.260		2:49.852
2	2:43.701	46.481	1:15.558	41.662	228.3	5:33.553	2	2:43.701	46.481	1:15.558	41.662	228.3	5:33.553





LOTUS CUP EUROPE SPA EURO RACE RACE 1


Analysis

■ Personal Best ■ Session Best **B** Crossing the finish line in pit lane

Lap	Time	Sector 1	Sector 2	Sector 3	T. Spd	Elapsed	Lap	Time	Sector 1	Sector 2	Sector 3	T. Spd	Elapsed
3	2:42.409	45.891	1:14.444	42.074	226.4	8:15.962							
4	2:42.621	46.752	1:14.264	41.605	223.1	10:58.583							
5	2:44.368	46.049	1:15.380	42.939	230.3	13:42.951							
6	3:27.390 B	50.707	1:34.245	1:02.438	152.1	17:10.341							
7	6:17.723	4:10.730	1:23.678	43.315	201.1	23:28.064							
8	2:48.971	46.653	1:18.107	44.211	200.0	26:17.035							
9	3:02.238 B	48.838	1:18.439	54.961	199.3	29:19.273							

142	John RASSE				BEL	
	Exige V6 Cup R					
1	2:40.663	45.873	1:13.557	41.233		2:40.663
2	2:39.664	45.146	1:13.337	41.181	226.4	5:20.327
3	2:53.491 B	45.531	1:14.026	53.934	224.5	8:13.818





LOTUS CUP EUROPE


SPA EURO RACE

RACE 2 (30')

Starting Grid

György BALOGH	113	- 18 -	59	Robin NILSSON
John RASSE	142	- 17 -	21	Daniel PALMA
Mark YATES	37	- 16 -	92	Christophe LISANDRE
Nikolaj IPSEN	99	- 15 -	76	Benoit ROGER
Jean-Baptiste LOUP	77	- 14 -	53	Chris MAYHEW
David HARVEY	51	- 13 -	20	Dave CARR
Paul PATTISON	19	- 12 -	46	Denis VAN DEN SAVEL
Cai CEDERHOLM	32	- 11 -	71	Thierry HÉDOIN
Sven PETTERSSON	88	- 10 -	6	Eric LIBOR
Nathalie GENOUD-PRACHEX	14	- 9 -	13	Matt BARTLETT
Janos SANTA	8	- 8 -	12	Ian FENWICK
Pete STOREY	26	- 7 -	79	Jean-Pierre GENOUD-PRACHEX
Andrew WRIGHT	44	- 6 -	57	Christopher LAROCHE
Anthony FOURNIER	41	- 5 -	17	Thierry VERHIEST
Tibor VALINT	31	- 4 -	7	David MCINULTY
Xavier GEORGES	9	- 3 -		





LOTUS CUP EUROPE
SPA EURO RACE
RACE 2 (30')


Starting Grid

			18	Steve WILLIAMS
Tamas VIZIN	81	- 2 -		
			39	Bence BALOGH
Jason MCINULTY	11	- 1 -		

Pole ↓

Stewards:	Timekeeper:
-----------	-------------





LOTUS CUP EUROPE

SPA EURO RACE

RACE 2 (30')

Classification

Drivers	Nat	Team	Vehicle	Class	Laps	Total Time	Gap	Kph	Best Lap	
									Lap	Time Kph
1 39 Bence BALOGH	HUN		Evora GT4	V6	12	31:55.353	-	158.0	2	2:37.474 160.1
2 81 Tamas VIZIN	HUN		Exige V6 Cup R	V6	12	32:06.436	+11.083	157.1	2	2:38.956 158.6
3 11 Jason MCINULTY	GBR		Evora GT4	V6	12	32:11.288	+15.935	156.7	4	2:39.063 158.5
4 9 Xavier GEORGES	FRA		Exige V6 Cup R	V6	12	32:33.633	+38.280	154.9	2	2:40.598 157.0
5 18 Steve WILLIAMS	GBR		Evora GT4	V6	12	32:50.747	+55.394	153.5	2	2:41.066 156.5
6 7 David MCINULTY	GBR		Exige V6 Cup R	V6	12	32:54.501	+59.148	153.2	10	2:42.124 155.5
7 31 Tibor VALINT	HUN		Exige V6 Cup R	V6	12	33:04.826	+1:09.473	152.4	2	2:42.448 155.2
8 99 Nikolaj IPSEN	DEN		Exige V6 Cup R	V6	12	33:05.219	+1:09.866	152.4	6	2:42.211 155.4
9 17 Thierry VERHIEST	BEL		Exige V6 Cup R	V6	12	33:06.126	+1:10.773	152.3	2	2:42.112 155.5
10 41 Anthony FOURNIER	FRA		2-Eleven	2L	12	33:07.733	+1:12.380	152.2	2	2:43.168 154.5
11 21 Daniel PALMA	SWE		Exige V6 Cup R	V6	12	33:10.626	+1:15.273	152.0	4	2:43.609 154.1
12 44 Andrew WRIGHT	GBR		Exige S1	OPE	12	33:16.175	+1:20.822	151.6	9	2:42.825 154.9
13 57 Cristopher LAROCHE	FRA		2-Eleven	2L	12	33:21.022	+1:25.669	151.2	3	2:43.236 154.5
14 76 Benoît ROGER	FRA		2-Eleven	2L	12	33:57.826	+2:02.473	148.5	6	2:47.095 150.9
15 26 Pete STOREY	GBR		Exige S2	OPE	12	33:58.673	+2:03.320	148.4	3	2:47.454 150.6
16 8 Janos SANTA	HUN		Exige V6 Cup R	V6	12	34:01.382	+2:06.029	148.2	10	2:47.911 150.2
17 12 Ian FENWICK	GBR		Exige S1	OPE	12	34:23.030	+2:27.677	146.7	5	2:46.687 151.3
18 14 Nathalie GENOUD-PRACHEX	FRA		2-Eleven	2L	12	34:24.846	+2:29.493	146.5	2	2:50.040 148.3
19 6 Eric LIBOR	FRA		2-Eleven	2L	12	34:25.317	+2:29.964	146.5	5	2:49.402 148.8
20 13 Matt BARTLETT	GBR		Exige S2	OPE	12	34:43.882	+2:48.529	145.2	11	2:51.672 146.9
21 51 David HARVEY	GBR		340R	OPE	11	32:11.813	1 Lap	143.6	8	2:42.806 154.9
22 88 Sven PETERSSON	SWE		Elise Cup R	PRO	11	32:22.165	1 Lap	142.8	5	2:54.260 144.7
23 20 Dave CARR	GBR		Elise Cup ES	OPE	11	32:31.807	1 Lap	142.1	3	2:50.658 147.7
24 71 Thierry HÉDOIN	FRA		Elise Cup R	PRO	11	32:32.271	1 Lap	142.1	3	2:54.138 144.8
25 37 Mark YATES	GBR		Elise Cup R	PRO	11	32:34.518	1 Lap	141.9	11	2:54.422 144.6
26 32 Cai CEDERHOLM	SWE		Elise Cup R	PRO	11	32:47.238	1 Lap	141.0	3	2:56.671 142.7
27 19 Paul PATTISON	GBR		Elise S1	PRO	11	33:20.156	1 Lap	138.7	9	2:59.917 140.1
28 46 Denis VAN DEN SAVEL	BEL		Elise 111R	PRO	11	33:22.419	1 Lap	138.5	2	2:59.139 140.8
29 92 Christophe LISANDRE	FRA		2-Eleven	2L	10	33:38.347	2 Laps	124.9	3	2:42.348 155.3
Not classified:										
59 Robin NILSSON	SWE		Exige V6 Cup R	V6	5	13:58.277			5	2:43.738 154.0
79 Jean-Pierre GENOUD-PRACHEX	FRA		2-Eleven	2L	3	8:30.112			3	2:47.665 150.4
77 Jean-Baptiste LOUP	FRA		2-Eleven	2L	3	8:31.238			2	2:47.761 150.3
Excluded										
53 Andrew DOLAN	GBR		Elise S2	PRO	11	32:50.155			9	2:56.003 143.3
Not started										
113 György BALOGH	HUN		Evora GT4	V6						
142 John RASSE	BEL		Exige V6 Cup R	V6						


Pole Position	J. MCINULTY		
Fastest Lap	Lap 2 Bence BALOGH	2:37.474	160.1 Kph

Published at:

Track Status: **DRY**

Stewards:	Timekeeper:
------------------	--------------------





LOTUS CUP EUROPE

SPA EURO RACE

RACE 2

Classification by Group

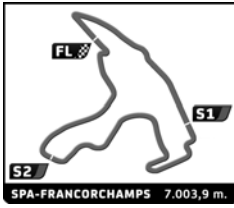
Nr. Driver	Nat	Team	Car	Laps	Total Time	Gap	Kph	Best Lap	
								Lap	Time Kph
2-Eleven									
1	41	Anthony FOURNIER	FRA	2-Eleven	12	33:07.733	152.2	2	2:43.168 154.5
2	57	Cristopher LAROCHE	FRA	2-Eleven	12	33:21.022	+13.289 151.2	3	2:43.236 154.5
3	76	Benoit ROGER	FRA	2-Eleven	12	33:57.826	+50.093 148.5	6	2:47.095 150.9
4	14	Nathalie GENOUD-PRACHEX	FRA	2-Eleven	12	34:24.846	+1'17.113 146.5	2	2:50.040 148.3
5	6	Eric LIBOR	FRA	2-Eleven	12	34:25.317	+1'17.584 146.5	5	2:49.402 148.8
6	92	Christophe LISANDRE	FRA	2-Eleven	10	33:38.347	2 Laps 124.9	3	2:42.348 155.3
Not classified:									
	79	Jean-Pierre GENOUD-PRACHEX	FRA	2-Eleven	3	8:30.112		3	2:47.665 150.4
	77	Jean-Baptiste LOUP	FRA	2-Eleven	3	8:31.238		2	2:47.761 150.3
Lotus Open									
1	44	Andrew WRIGHT	GBR	Exige S1	12	33:16.175	151.6	9	2:42.825 154.9
2	26	Pete STOREY	GBR	Exige S2	12	33:58.673	+42.498 148.4	3	2:47.454 150.6
3	12	Ian FENWICK	GBR	Exige S1	12	34:23.030	+1'06.855 146.7	5	2:46.687 151.3
4	13	Matt BARTLETT	GBR	Exige S2	12	34:43.882	+1'27.707 145.2	11	2:51.672 146.9
5	51	David HARVEY	GBR	340R	11	32:11.813	1 Laps 143.6	8	2:42.806 154.9
6	20	Dave CARR	GBR	Elise Cup ES	11	32:31.807	1 Laps 142.1	3	2:50.658 147.7
Production									
1	88	Sven PETERSSON	SWE	Elise Cup R	11	32:22.165	142.8	5	2:54.260 144.7
2	71	Thierry HÉDOIN	FRA	Elise Cup R	11	32:32.271	+10.106 142.1	3	2:54.138 144.8
3	37	Mark YATES	GBR	Elise Cup R	11	32:34.518	+12.353 141.9	11	2:54.422 144.6
4	32	Cai CEDERHOLM	SWE	Elise Cup R	11	32:47.238	+25.073 141.0	3	2:56.671 142.7
5	19	Paul PATTISON	GBR	Elise S1	11	33:20.156	+57.991 138.7	9	2:59.917 140.1
6	46	Denis VAN DEN SAVEL	BEL	Elise 111R	11	33:22.419	+1'00.254 138.5	2	2:59.139 140.8
Excluded									
	53	Andrew DOLAN	GBR	Elise S2	11	32:50.155		9	2:56.003 143.3
V6 Cup									
1	39	Bence BALOGH	HUN	Evora GT4	12	31:55.353	158.0	2	2:37.474 160.1
2	81	Tamas VIZIN	HUN	Exige V6 Cup R	12	32:06.436	+11.083 157.1	2	2:38.956 158.6
3	11	Jason MCINULTY	GBR	Evora GT4	12	32:11.288	+15.935 156.7	4	2:39.063 158.5
4	9	Xavier GEORGES	FRA	Exige V6 Cup R	12	32:33.633	+38.280 154.9	2	2:40.598 157.0
5	18	Steve WILLIAMS	GBR	Evora GT4	12	32:50.747	+55.394 153.5	2	2:41.066 156.5
6	7	David MCINULTY	GBR	Exige V6 Cup R	12	32:54.501	+59.148 153.2	10	2:42.124 155.5
7	31	Tibor VALINT	HUN	Exige V6 Cup R	12	33:04.826	+1'09.473 152.4	2	2:42.448 155.2
8	99	Nikolaj IPSEN	DEN	Exige V6 Cup R	12	33:05.219	+1'09.866 152.4	6	2:42.211 155.4
9	17	Thierry VERHIEST	BEL	Exige V6 Cup R	12	33:06.126	+1'10.773 152.3	2	2:42.112 155.5
10	21	Daniel PALMA	SWE	Exige V6 Cup R	12	33:10.626	+1'15.273 152.0	4	2:43.609 154.1
11	8	Janos SANTA	HUN	Exige V6 Cup R	12	34:01.382	+2'06.029 148.2	10	2:47.911 150.2
Not classified:									
	59	Robin NILSSON	SWE	Exige V6 Cup R	5	13:58.277		5	2:43.738 154.0
Not started									
	113	György BALOGH	HUN	Evora GT4					
	142	John RASSE	BEL	Exige V6 Cup R					

Published at:

Track Status: **DRY**

Stewards:	Timekeeper:
-----------	-------------






LOTUS CUP EUROPE SPA EURO RACE RACE 2

Best Sector Times

SECTOR 1			SECTOR 2			SECTOR 3				
Pos	Driver	Time	Driver	Time	Driver	Time	Pos	Driver	Ideal Lap	Best Lap
1	39 B.BALOGH	44.403	39 B.BALOGH	1:12.438	81 T.VIZIN	40.548	1	39 B.BALOGH	2:37.474	2:37.474 (1)
2	18 S.WILLIAMS	44.784	11 J.MCINULTY	1:12.741	39 B.BALOGH	40.633	2	81 T.VIZIN	2:38.715	2:38.956 (2)
3	81 T.VIZIN	44.865	81 T.VIZIN	1:13.302	11 J.MCINULTY	40.639	3	11 J.MCINULTY	2:38.812	2:39.063 (3)
4	9 X.GEORGES	45.279	92 C.LISANDRE	1:13.578	18 S.WILLIAMS	41.250	4	9 X.GEORGES	2:40.491	2:40.598 (4)
5	11 J.MCINULTY	45.432	9 X.GEORGES	1:13.784	9 X.GEORGES	41.428	5	18 S.WILLIAMS	2:40.541	2:41.066 (5)
6	17 T.VERHIEST	45.448	7 D.MCINULTY	1:14.108	99 N.IPSEN	41.463	6	7 D.MCINULTY	2:41.465	2:42.124 (7)
7	51 D.HARVEY	45.497	57 C.LAROCHE	1:14.157	7 D.MCINULTY	41.608	7	99 N.IPSEN	2:41.632	2:42.211 (8)
8	99 N.IPSEN	45.585	41 A.FOURNIER	1:14.352	17 T.VERHIEST	41.629	8	17 T.VERHIEST	2:42.112	2:42.112 (6)
9	21 D.PALMA	45.605	31 T.VALINT	1:14.396	41 A.FOURNIER	41.694	9	31 T.VALINT	2:42.241	2:42.448 (10)
10	7 D.MCINULTY	45.749	18 S.WILLIAMS	1:14.507	44 A.WRIGHT	41.738	10	92 C.LISANDRE	2:42.348	2:42.348 (9)
11	31 T.VALINT	45.946	99 N.IPSEN	1:14.584	51 D.HARVEY	41.789	11	44 A.WRIGHT	2:42.437	2:42.825 (12)
12	44 A.WRIGHT	45.950	44 A.WRIGHT	1:14.749	31 T.VALINT	41.899	12	51 D.HARVEY	2:42.458	2:42.806 (11)
13	59 R.NILSSON	46.098	17 T.VERHIEST	1:15.035	92 C.LISANDRE	41.936	13	41 A.FOURNIER	2:42.749	2:43.168 (13)
14	41 A.FOURNIER	46.703	51 D.HARVEY	1:15.172	59 R.NILSSON	41.963	14	21 D.PALMA	2:42.946	2:43.609 (15)
15	57 C.LAROCHE	46.812	21 D.PALMA	1:15.197	57 C.LAROCHE	42.024	15	57 C.LAROCHE	2:42.993	2:43.236 (14)
16	92 C.LISANDRE	46.834	59 R.NILSSON	1:15.448	21 D.PALMA	42.144	16	59 R.NILSSON	2:43.509	2:43.738 (16)
17	8 J.SANTA	47.101	77 J.LOUP	1:15.583	12 I.FENWICK	42.410	17	12 I.FENWICK	2:46.040	2:46.687 (17)
18	76 B.ROGER	47.218	12 I.FENWICK	1:15.654	76 B.ROGER	42.662	18	77 J.LOUP	2:46.137	2:47.761 (21)
19	79 J.GENOUD-PRACHEX	47.442	26 P.STOREY	1:15.888	26 P.STOREY	42.672	19	26 P.STOREY	2:46.278	2:47.454 (19)
20	77 J.LOUP	47.715	76 B.ROGER	1:16.406	77 J.LOUP	42.839	20	76 B.ROGER	2:46.286	2:47.095 (18)
21	26 P.STOREY	47.718	6 E.LIBOR	1:16.874	8 J.SANTA	42.976	21	8 J.SANTA	2:47.178	2:47.911 (22)
22	20 D.CARR	47.864	79 J.GENOUD-PRACHEX	1:16.999	6 E.LIBOR	43.074	22	79 J.GENOUD-PRACHEX	2:47.635	2:47.665 (20)
23	12 I.FENWICK	47.976	8 J.SANTA	1:17.101	79 J.GENOUD-PRACHEX	43.194	23	6 E.LIBOR	2:48.903	2:49.402 (23)
24	13 M.BARTLETT	48.818	88 S.PETTERSSON	1:17.131	14 N.GENOUD-PRACHEX	43.545	24	14 N.GENOUD-PRACHEX	2:49.632	2:50.040 (24)
25	14 N.GENOUD-PRACHEX	48.838	14 N.GENOUD-PRACHEX	1:17.249	13 M.BARTLETT	44.102	25	20 D.CARR	2:50.658	2:50.658 (25)
26	6 E.LIBOR	48.955	37 M.YATES	1:17.526	20 D.CARR	44.198	26	13 M.BARTLETT	2:50.951	2:51.672 (26)
27	71 T.HÉDOIN	50.850	71 T.HÉDOIN	1:18.031	88 S.PETTERSSON	44.842	27	88 S.PETTERSSON	2:53.496	2:54.260 (28)
28	32 C.CEDERHOLM	50.926	13 M.BARTLETT	1:18.031	71 T.HÉDOIN	44.944	28	37 M.YATES	2:53.583	2:54.422 (29)
29	37 M.YATES	51.027	20 D.CARR	1:18.596	37 M.YATES	45.030	29	71 T.HÉDOIN	2:53.825	2:54.138 (27)
30	19 P.PATTISON	51.421	53 A.DOLAN	1:18.618	32 C.CEDERHOLM	45.653	30	53 A.DOLAN	2:55.974	2:56.003 (30)
31	53 A.DOLAN	51.453	32 C.CEDERHOLM	1:19.518	53 A.DOLAN	45.903	31	32 C.CEDERHOLM	2:56.097	2:56.671 (31)
32	88 S.PETTERSSON	51.523	46 D.VAN DEN SAVEL	1:19.865	19 P.PATTISON	46.117	32	46 D.VAN DEN SAVEL	2:58.056	2:59.139 (32)
33	46 D.VAN DEN SAVEL	51.753	19 P.PATTISON	1:20.930	46 D.VAN DEN SAVEL	46.438	33	19 P.PATTISON	2:58.468	2:59.917 (33)






LOTUS CUP EUROPE SPA EURO RACE RACE 2

Best Top Speeds

Driver	Team	V6	Top 1		Top 2		Top 3		Top 4		Top 5		Avg
			Kph	Lap	Kph	Lap	Kph	Lap	Kph	Lap	Kph	Lap	
39 Bence BALOGH		V6	236.8	9	236.3	7	236.3	8	235.8	10	235.8	3	236,2
18 Steve WILLIAMS		V6	235.3	7	235.3	8	233.8	9	232.3	12	232.3	5	233,8
11 Jason MCINULTY		V6	233.8	8	233.3	7	233.3	6	233.3	9	232.8	5	233,3
7 David MCINULTY		V6	233.8	11	231.8	6	231.8	10	231.3	9	227.4	2	231,2
81 Tamas VIZIN		V6	233.8	10	233.3	11	232.3	2	231.8	8	231.3	3	232,5
21 Daniel PALMA		V6	231.3	10	226.9	9	224.1	12	222.2	11	220.4	4	225,0
51 David HARVEY		OPE	231.3	8	227.8	9	222.7	11	222.7	3	221.3	5	225,2
31 Tibor VALINT		V6	229.8	2	228.3	12	228.3	7	226.9	3	226.9	10	228,0
9 Xavier GEORGES		V6	229.3	3	228.8	2	228.8	11	228.3	10	228.3	8	228,7
99 Nikolaj IPSEN		V6	225.9	7	225.9	10	224.1	11	223.6	4	223.1	6	224,5
8 Janos SANTA		V6	225.9	12	225.9	11	225.9	10	225.5	9	224.1	3	225,5
44 Andrew WRIGHT		OPE	223.1	11	221.8	3	220.0	7	218.6	10	217.7	9	220,2
17 Thierry VERHIEST		V6	223.1	6	222.7	4	222.2	8	221.8	3	220.4	11	222,0
59 Robin NILSSON		V6	223.1	4	219.1	2	216.9	3	213.9	5			218,3
41 Anthony FOURNIER		2L	222.2	12	220.4	6	220.0	3	219.5	4	219.1	8	220,2
57 Cristopher LAROCHE		2L	221.3	4	219.5	3	217.7	12	217.7	2	217.7	11	218,8
92 Christophe LISANDRE		2L	220.4	3	219.5	6	216.4	2	213.4	4	206.9	5	215,3
26 Pete STOREY		OPE	220.0	11	219.1	2	218.6	3	218.6	10	217.7	12	218,8
12 Ian FENWICK		OPE	218.6	11	204.5	5	204.5	9	202.6	7	201.1	8	206,3
76 Benoît ROGER		2L	218.6	2	217.3	7	217.3	11	215.1	10	214.7	4	216,6
77 Jean-Baptiste LOUP		2L	216.9	3	212.2	2							214,6
13 Matt BARTLETT		OPE	216.9	5	216.0	10	215.6	4	214.7	7	214.3	9	215,5
79 Jean-Pierre GENOUD-PRACE		2L	216.4	2	216.4	3							216,4
6 Eric LIBOR		2L	213.4	12	212.6	7	210.5	9	210.1	2	209.3	8	211,2
20 Dave CARR		OPE	211.8	9	206.9	8	200.7	5	200.4	10	199.6	7	203,9
14 Nathalie GENOUD-PRACHE		2L	210.1	2	208.9	8	207.3	7	207.3	9	207.3	5	208,2
71 Thierry HÉDOIN		PRO	207.3	2	204.9	3	204.2	6	203.4	7	203.4	8	204,6
37 Mark YATES		PRO	207.3	6	202.6	2	201.9	10	201.9	11	200.4	9	202,8
32 Cai CEDERHOLM		PRO	206.5	2	205.3	9	203.8	10	203.4	6	203.4	7	204,5
88 Sven PETTERSSON		PRO	200.7	2	199.3	11	199.3	6	198.5	3	198.2	5	199,2
19 Paul PATTISON		PRO	200.4	2	198.9	5	196.0	9	194.9	6	193.9	10	196,8
46 Denis VAN DEN SAVEL		PRO	196.4	3	195.3	2	193.9	4	192.5	7	192.2	9	194,1
53 Andrew DOLAN		PRO	193.2	11	193.2	10	193.2	8	193.2	6	193.2	2	193,2
113 György BALOGH		V6											
142 John RASSE		V6											





LOTUS CUP EUROPE


SPA EURO RACE

RACE 2

Fastest Lap Sequence

Practice Time	Driver	Team	Car	Class	Time	Kph	Lap
5:17.843	39 Bence BALOGH		Evora GT4	V6	2:37.474	160.1	2





LOTUS CUP EUROPE

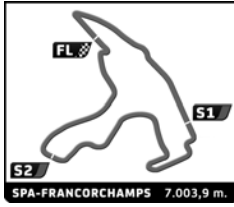
SPA EURO RACE

RACE 2

Lap Chart

		LAP												
Nr	Pos	Grid	1	2	3	4	5	6	7	8	9	10	11	12
11	1	11	39	39	39	39	39	39	39	39	39	39	39	39
39	2	39	11	11	11	11	11	11	11	11	11	11	11	81
81	3	81	81	81	81	81	81	81	81	81	81	81	11	11
18	4	18	18	18	18	18	18	9	9	9	9	9	9	9
9	5	9	9	9	9	9	18	18	18	18	18	18	18	18
7	6	7	31	31	31	31	31	31	31	31	7	7	7	7
31	7	31	17	17	17	17	17	7	17	7	31	31	31	31
17	8	17	57	41	7	7	7	17	7	17	17	17	17	99
41	9	41	41	7	41	41	41	41	41	41	41	41	99	17
57	10	57	7	57	57	92	21	21	21	99	99	99	41	41
44	11	44	26	92	92	21	44	44	99	21	21	21	21	21
79	12	79	79	21	21	57	59	99	44	44	44	44	44	44
26	13	26	12	26	26	44	99	57	57	57	57	57	57	57
12	14	12	92	12	44	59	51	12	12	12	12	12	76	76
8	15	8	44	79	79	26	26	8	76	76	76	76	26	26
13	16	13	77	77	59	99	12	76	8	26	26	26	8	8
14	17	14	21	44	77	51	57	26	26	8	8	8	12	12
6	18	6	51	59	12	12	92	14	14	14	14	14	14	14
88	19	88	8	51	99	8	8	6	6	6	6	6	6	6
71	20	71	59	99	51	76	76	20	13	13	13	13	13	13
32	21	32	99	8	8	14	14	13	20	20	20	20	51	51
46	22	46	6	14	76	6	6	88	88	88	88	88	88	88
19	23	19	14	76	14	20	20	71	71	71	71	51	20	20
20	24	20	13	6	6	13	13	37	37	37	51	71	71	71
51	25	51	76	13	13	88	88	32	32	32	37	37	37	37
53	26	53	88	20	20	71	71	53	53	51	32	32	32	32
77	27	77	32	88	88	32	32	19	46	53	53	53	53	53
76	28	76	19	32	71	37	37	46	19	46	19	19	19	19
99	29	99	71	71	32	53	53	51	51	19	46	46	46	46
92	30	92	20	37	37	46	46	92	92	92	92	92	92	92
37	31	37	37	19	19	19	19	19	19	19	19	19	19	19
21	32	21	46	46	46	46	46	46	46	46	46	46	46	46
142	33	142	53	53	53	53	53	53	53	53	53	53	53	53
59	34	59	59	59	59	59	59	59	59	59	59	59	59	59
113	35	113	113	113	113	113	113	113	113	113	113	113	113	113






LOTUS CUP EUROPE SPA EURO RACE RACE 2

Analysis by lap

Lapped

Nr	Lap Time	Gap	Nr	Lap Time	Gap	Nr	Lap Time	Gap	Nr	Lap Time	Gap	Nr	Lap Time	Gap
Lap 1			8	2:50.915	32.756	17	2:44.796	25.909	19	3:00.395	2:00.976	88	2:55.448	2:05.124
39	2:40.369		14	2:50.040	34.287	7	2:42.700	26.434	Lap 6			71	2:56.223	2:08.541
11	2:41.798	1.429	76	2:49.540	36.032	41	2:44.233	28.545	39	2:39.218		37	2:56.798	2:20.875
81	2:44.153	3.784	6	2:53.392	37.083	92	2:44.530	31.645	11	2:39.629	6.823	32	2:59.407	2:24.648
18	2:46.515	6.146	13	2:53.014	38.848	21	2:43.609	34.451	81	2:40.116	9.931	53	2:57.131	2:32.100
9	2:47.159	6.790	20	2:51.562	42.855	57	2:52.940	38.177	9	2:43.100	25.082	Lap 8		
31	2:47.990	7.621	88	2:57.246	44.455	44	2:44.458	39.696	18	2:53.751	35.298	39	2:40.869	
17	2:49.076	8.707	32	2:57.327	47.431	59	2:44.178	40.495	31	2:45.048	38.060	46	2:59.198	1 Lap
57	2:50.499	10.130	71	2:56.460	47.484	26	2:48.385	43.295	7	2:45.247	39.233	19	3:00.157	1 Lap
41	2:50.817	10.448	37	2:57.427	51.163	99	2:45.303	43.454	17	2:45.971	39.451	51	2:44.957	1 Lap
7	2:51.233	10.864	19	3:01.489	52.378	51	2:46.064	44.615	41	2:45.358	39.953	11	2:39.872	6.785
26	2:52.600	12.231	46	2:59.139	53.388	12	2:50.559	48.190	21	2:45.892	47.123	81	2:40.258	9.337
79	2:53.870	13.501	53	2:59.751	55.368	8	2:49.377	54.002	44	2:44.451	49.655	9	2:41.930	29.462
12	2:54.170	13.801	Lap 3			76	2:47.870	56.981	99	2:42.211	50.839	18	2:43.310	42.675
92	2:54.420	14.051	39	2:37.924		14	2:51.151	1:01.071	57	2:43.981	1:01.170	31	2:46.968	49.262
44	2:54.946	14.577	11	2:39.134	4.407	6	2:50.619	1:03.390	12	2:49.103	1:05.772	7	2:46.697	49.764
77	2:55.341	14.972	81	2:39.969	7.311	20	2:50.871	1:08.183	8	2:48.822	1:14.689	17	2:47.514	50.076
21	2:55.645	15.276	18	2:41.836	13.650	13	2:54.227	1:09.495	76	2:47.095	1:15.031	41	2:46.299	51.689
51	2:58.919	18.550	9	2:41.962	13.952	88	2:55.158	1:18.641	26	3:03.206	1:16.206	99	2:44.190	57.480
8	2:59.684	19.315	31	2:43.881	18.552	71	2:54.604	1:20.025	14	2:50.647	1:24.398	21	2:45.634	58.065
59	2:59.701	19.332	17	2:43.969	19.390	32	2:58.535	1:26.436	6	2:50.189	1:24.773	44	2:46.755	1:01.511
99	3:01.037	20.668	7	2:43.104	22.011	53	2:58.552	1:37.480	20	2:52.887	1:34.916	57	2:44.467	1:09.346
6	3:01.534	21.165	41	2:44.371	22.589	46	3:00.346	1:39.053	13	2:52.689	1:35.716	12	2:48.968	1:23.680
14	3:02.090	21.721	57	2:43.236	23.514	19	3:01.201	1:39.571	88	2:54.393	1:49.086	76	2:48.316	1:30.430
13	3:03.677	23.308	92	2:42.348	25.392	Lap 5			71	2:55.476	1:51.728	26	2:49.243	1:33.568
76	3:04.335	23.966	21	2:43.872	29.119	39	2:38.990		37	2:57.506	2:03.487	8	2:51.766	1:35.806
88	3:05.052	24.683	26	2:47.454	33.187	11	2:40.209	6.412	32	2:59.012	2:04.651	92	3:19.719	1 Lap
32	3:07.947	27.578	44	2:45.977	33.515	81	2:39.753	9.033	53	2:57.468	2:14.379	14	2:50.572	1:45.149
19	3:08.732	28.363	79	2:47.665	34.345	18	2:42.780	20.765	19	3:00.390	2:22.148	6	2:49.609	1:45.454
71	3:08.867	28.498	59	2:45.002	34.594	9	2:42.359	21.200	46	3:01.048	2:22.445	13	2:52.456	2:02.244
20	3:09.136	28.767	77	2:48.136	35.471	31	2:45.729	32.230	51	4:27.698	2:38.034	20	2:53.576	2:03.589
37	3:11.579	31.210	12	2:49.970	35.908	17	2:45.779	32.698	Lap 7			88	2:55.285	2:19.540
46	3:12.092	31.723	99	2:45.681	36.428	7	2:45.760	33.204	39	2:39.410		71	2:56.370	2:24.042
53	3:13.460	33.091	51	2:46.734	36.828	41	2:44.258	33.813	11	2:40.369	7.782	37	2:56.354	2:36.360
Lap 2			8	2:48.070	42.902	21	2:44.988	40.449	81	2:39.427	9.948	Lap 9		
39	2:37.474		76	2:49.280	47.388	44	2:43.716	44.422	9	2:42.729	28.401	39	2:39.993	
11	2:39.242	3.197	14	2:51.834	48.197	59	2:43.738	45.243	18	2:44.346	40.234	32	2:57.665	1 Lap
81	2:38.956	5.266	6	2:51.889	51.048	99	2:43.382	47.846	31	2:44.513	43.163	51	2:42.806	1 Lap
18	2:41.066	9.738	13	2:52.621	53.545	51	2:43.929	49.554	17	2:43.390	43.431	11	2:40.825	7.617
9	2:40.598	9.914	20	2:50.658	55.589	26	2:47.913	52.218	7	2:44.113	43.936	53	2:57.414	1 Lap
31	2:42.448	12.595	88	2:55.229	1:01.760	12	2:46.687	55.887	41	2:45.716	46.259	81	2:41.286	10.630
17	2:42.112	13.345	71	2:54.138	1:03.698	57	2:57.220	56.407	21	2:45.587	53.300	46	3:00.841	1 Lap
41	2:43.168	16.142	32	2:56.671	1:06.178	92	3:08.084	1:00.739	99	2:42.730	54.159	19	3:00.473	1 Lap
7	2:43.441	16.831	37	2:57.701	1:10.940	8	2:50.073	1:05.085	44	2:45.380	55.625	9	2:41.838	31.307
57	2:45.546	18.202	19	3:02.193	1:16.647	76	2:49.163	1:07.154	92	5:16.729	1 Lap			
92	2:44.391	20.968	46	3:01.520	1:16.984	14	2:50.888	1:12.969	57	2:43.988	1:05.748	18	2:44.715	47.397
21	2:45.369	23.171	53	2:59.761	1:17.205	6	2:49.402	1:13.802	12	2:49.219	1:15.581	7	2:43.121	52.892
26	2:48.900	23.657	Lap 4			20	2:52.054	1:21.247	76	2:47.362	1:22.983	31	2:45.573	54.842
12	2:47.535	23.862	39	2:38.277		13	2:51.740	1:22.245	8	2:49.630	1:24.909	17	2:45.096	55.179
79	2:48.577	24.604	11	2:39.063	5.193	88	2:54.260	1:33.911	26	2:48.398	1:25.194	41	2:45.225	56.921
77	2:47.761	25.259	81	2:39.236	8.270	71	2:54.435	1:35.470	14	2:50.458	1:35.446	99	2:42.820	1:00.307
44	2:48.359	25.462	18	2:41.602	16.975	32	2:57.411	1:44.857	6	2:51.351	1:36.714	21	2:44.524	1:02.596
59	2:45.658	27.516	9	2:42.156	17.831	37	2:54.793	1:45.199	13	2:54.351	1:50.657	44	2:42.825	1:04.343
51	2:46.942	28.018	31	2:45.216	25.491	53	2:57.639	1:56.129	20	2:55.376	1:50.882	57	2:44.870	1:14.223
99	2:45.477	28.671				46	3:00.552	2:00.615				12	2:49.806	1:33.493





LOTUS CUP EUROPE

SPA EURO RACE


RACE 2

Analysis by lap

■ Lapped

Nr	Lap Time	Gap	Nr	Lap Time	Gap	Nr	Lap Time	Gap	Nr	Lap Time	Gap	Nr	Lap Time	Gap
76	2:49.210	1:39.647	31	2:45.477	1:05.271									
26	2:48.310	1:41.885	17	2:44.957	1:06.124									
8	2:48.262	1:44.075	99	2:44.670	1:06.606									
14	2:52.172	1:57.328	41	2:46.124	1:07.494									
6	2:52.023	1:57.484	21	2:45.301	1:11.161									
13	2:51.855	2:14.106	44	2:42.963	1:13.129									
20	2:53.808	2:17.404	57	2:44.599	1:22.387									
92	3:21.797	1 Lap	76	2:47.354	1:55.663									
88	2:55.846	2:35.393	26	2:47.871	1:56.962									
Lap 10														
39	2:40.210		8	2:48.177	1:58.877									
71	2:57.588	1 Lap	12	3:08.695	2:11.601									
11	2:42.070	9.477	14	2:51.655	2:20.242									
51	2:45.092	1 Lap	6	2:51.727	2:20.814									
81	2:40.720	11.140	13	2:51.672	2:36.304									
37	2:56.238	1 Lap	Lap 12											
32	2:57.609	1 Lap	39	2:41.543										
53	2:56.003	1 Lap	81	2:40.735	11.083									
9	2:42.982	34.079	11	2:44.667	15.935									
19	2:59.917	1 Lap	51	2:44.467	1 Lap									
46	3:00.328	1 Lap	88	2:57.411	1 Lap									
18	2:44.302	51.489	20	3:26.355	1 Lap									
7	2:42.124	54.806	71	2:57.483	1 Lap									
31	2:46.238	1:00.870	9	2:44.025	38.280									
17	2:47.274	1:02.243	37	2:54.422	1 Lap									
41	2:45.735	1:02.446	32	2:58.111	1 Lap									
99	2:42.915	1:03.012	53	2:56.864	1 Lap									
21	2:44.550	1:06.936	18	2:43.301	55.394									
44	2:47.109	1:11.242	7	2:43.287	59.148									
57	2:44.851	1:18.864	31	2:45.745	1:09.473									
12	2:50.699	1:43.982	99	2:44.803	1:09.866									
76	2:49.948	1:49.385	17	2:46.192	1:10.773									
26	2:48.492	1:50.167	41	2:46.429	1:12.380									
8	2:47.911	1:51.776	21	2:45.655	1:15.273									
14	2:52.545	2:09.663	44	2:49.236	1:20.822									
6	2:52.889	2:10.163	19	3:03.525	1 Lap									
13	2:51.812	2:25.708	57	2:44.825	1:25.669									
20	2:55.524	2:32.718	46	3:04.757	1 Lap									
Lap 11														
39	2:41.076		92	3:52.346	2 Laps									
88	2:56.837	1 Lap	76	2:48.353	2:02.473									
81	2:41.827	11.891	26	2:47.901	2:03.320									
11	2:44.410	12.811	8	2:48.695	2:06.029									
51	2:44.205	1 Lap	12	2:57.619	2:27.677									
71	3:00.627	1 Lap	14	2:50.794	2:29.493									
37	2:54.967	1 Lap	6	2:50.693	2:29.964									
92	3:33.983	2 Laps	13	2:53.768	2:48.529									
32	2:57.543	1 Lap												
9	2:42.795	35.798												
53	2:56.112	1 Lap												
18	2:43.223	53.636												
7	2:43.674	57.404												
19	3:01.684	1 Lap												
46	3:02.598	1 Lap												






LOTUS CUP EUROPE SPA EURO RACE RACE 2

Analysis

■ Personal Best
 ■ Session Best
 ■ Crossing the finish line in pit lane

Lap	Time	Sector 1	Sector 2	Sector 3	T. Spd	Elapsed	Lap	Time	Sector 1	Sector 2	Sector 3	T. Spd	Elapsed	
6	Eric LIBOR						FRA	10	2:42.982	45.589	1:15.681	41.712	228.3	27:06.813
							11	2:42.795	45.712	1:15.191	41.892	228.8	29:49.608	
							12	2:44.025	46.196	1:15.003	42.826	227.4	32:33.633	
							2-Eleven							
1	3:01.534	55.605	1:20.282	45.647		3:01.534								
2	2:53.392	49.344	1:18.573	45.475	210.1	5:54.926								
3	2:51.889	49.396	1:18.602	43.891	208.1	8:46.815								
4	2:50.619	49.182	1:17.503	43.934	206.9	11:37.434								
5	2:49.402	48.959	1:16.874	43.569	208.1	14:26.836								
6	2:50.189	48.955	1:18.013	43.221	195.3	17:17.025								
7	2:51.351	49.269	1:17.731	44.351	212.6	20:08.376								
8	2:49.609	49.128	1:17.407	43.074	209.3	22:57.985								
9	2:52.023	49.697	1:17.985	44.341	210.5	25:50.008								
10	2:52.889	49.886	1:18.611	44.392	207.7	28:42.897								
11	2:51.727	49.192	1:18.182	44.353	206.5	31:34.624								
12	2:50.693	48.989	1:18.265	43.439	213.4	34:25.317								
7	David MCINULTY						GBR							
							Exige V6 Cup R							
1	2:51.233	51.957	1:16.503	42.773		2:51.233								
2	2:43.441	47.329	1:14.108	42.004	227.4	5:34.674								
3	2:43.104	46.699	1:14.659	41.746	215.1	8:17.778								
4	2:42.700	46.144	1:14.913	41.643	226.4	11:00.478								
5	2:45.760	46.273	1:17.306	42.181	210.9	13:46.238								
6	2:45.247	46.045	1:16.908	42.294	231.8	16:31.485								
7	2:44.113	45.919	1:16.039	42.155	213.0	19:15.598								
8	2:46.697	46.375	1:17.625	42.697	218.6	22:02.295								
9	2:43.121	45.969	1:15.344	41.808	231.3	24:45.416								
10	2:42.124	45.749	1:14.767	41.608	231.8	27:27.540								
11	2:43.674	46.085	1:15.934	41.655	233.8	30:11.214								
12	2:43.287	46.067	1:15.030	42.190	223.6	32:54.501								
8	Janos SANTA						HUN							
							Exige V6 Cup R							
1	2:59.684	54.214	1:21.095	44.375		2:59.684								
2	2:50.915	48.692	1:18.567	43.656	223.6	5:50.599								
3	2:48.070	47.766	1:17.101	43.203	224.1	8:38.669								
4	2:49.377	48.754	1:17.266	43.357	221.8	11:28.046								
5	2:50.073	48.469	1:17.747	43.857	222.2	14:18.119								
6	2:48.822	47.831	1:17.745	43.246	201.1	17:06.941								
7	2:49.630	47.323	1:18.428	43.879	223.1	19:56.571								
8	2:51.766	48.987	1:18.412	44.367	219.1	22:48.337								
9	2:48.262	47.505	1:17.781	42.976	225.5	25:36.599								
10	2:47.911	47.315	1:17.482	43.114	225.9	28:24.510								
11	2:48.177	47.101	1:17.583	43.493	225.9	31:12.687								
12	2:48.695	47.323	1:17.850	43.522	225.9	34:01.382								
9	Xavier GEORGES						FRA							
							Exige V6 Cup R							
1	2:47.159	49.969	1:15.762	41.428		2:47.159								
2	2:40.598	45.279	1:13.836	41.483	228.8	5:27.757								
3	2:41.962	45.405	1:14.899	41.658	229.3	8:09.719								
4	2:42.156	46.661	1:13.784	41.711	227.4	10:51.875								
5	2:42.359	45.714	1:14.823	41.822	227.8	13:34.234								
6	2:43.100	45.430	1:15.951	41.719	228.3	16:17.334								
7	2:42.729	45.735	1:14.586	42.408	225.5	19:00.063								
8	2:41.930	45.429	1:14.254	42.247	228.3	21:41.993								
9	2:41.838	45.660	1:14.407	41.771	226.9	24:23.831								
10	Jason MCINULTY						GBR							
							Evora GT4							
1	2:41.798	47.742	1:13.329	40.727		2:41.798								
2	2:39.242	45.469	1:12.936	40.837	231.3	5:21.040								
3	2:39.134	45.517	1:12.741	40.876	232.3	8:00.174								
4	2:39.063	45.551	1:12.873	40.639	231.3	10:39.237								
5	2:40.209	45.487	1:12.793	41.929	232.8	13:19.446								
6	2:39.629	45.476	1:12.924	41.229	233.3	15:59.075								
7	2:40.369	45.585	1:13.279	41.505	233.3	18:39.444								
8	2:39.872	45.483	1:13.067	41.322	233.8	21:19.316								
9	2:40.825	45.432	1:13.487	41.906	233.3	24:00.141								
10	2:42.070	45.592	1:14.864	41.614	214.3	26:42.211								
11	2:44.410	46.253	1:15.603	42.554	227.8	29:26.621								
12	2:44.667	46.664	1:15.069	42.934	223.6	32:11.288								
11	Ian FENWICK						GBR							
							Exige S1							
1	2:54.170	53.852	1:17.110	43.208		2:54.170								
2	2:47.535	48.966	1:16.159	42.410	192.9	5:41.705								
3	2:49.970	48.441	1:17.292	44.237	190.5	8:31.675								
4	2:50.559	48.327	1:17.027	45.205	199.3	11:22.234								
5	2:46.687	48.203	1:15.654	42.830	204.5	14:08.921								
6	2:49.103	48.304	1:17.496	43.303	181.2	16:58.024								
7	2:49.219	48.262	1:17.525	43.432	202.6	19:47.243								
8	2:48.968	48.709	1:16.760	43.499	201.1	22:36.211								
9	2:49.806	48.882	1:17.217	43.707	204.5	25:26.017								
10	2:50.699	49.307	1:17.793	43.599	199.3	28:16.716								
11	3:08.695	47.976	1:34.531	46.188	218.6	31:25.411								
12	2:57.619	50.789	1:20.916	45.914	187.8	34:23.030								
12	Matt BARTLETT						GBR							
							Exige S2							
1	3:03.677	57.106	1:22.155	44.416		3:03.677								
2	2:53.014	49.459	1:19.453	44.102	204.9	5:56.691								
3	2:52.621	48.818	1:19.237	44.566	210.9	8:49.312								
4	2:54.227	49.022	1:18.828	46.377	215.6	11:43.539								
5	2:51.740	49.207	1:18.244	44.289	216.9	14:35.279								
6	2:52.689	48.880	1:18.829	44.980	204.5	17:27.968								
7	2:54.351	48.874	1:20.080	45.397	214.7	20:22.319								
8	2:52.456	49.586	1:18.240	44.630	213.4	23:14.775								
9	2:51.855	49.417	1:18.031	44.407	214.3	26:06.630								
10	2:51.812	49.110	1:18.475	44.227	216.0	28:58.442								
11	2:51.672	49.413	1:18.156	44.103	212.2	31:50.114								
12	2:53.768	50.339	1:18.280	45.149	213.0	34:43.882								
13	Nathalie GENOUD-PRACHEX						FRA							
							2-Eleven							
1	3:02.090	56.536	1:20.277	45.277		3:02.090								
2	2:50.040	48.838	1:17.249	43.953	210.1	5:52.130								
3	2:51.834	49.339	1:17.985	44.510	201.5	8:43.964								
4	2:51.151	49.177	1:17.819	44.155	200.4	11:35.115								
5	2:50.888	49.217	1:17.556	44.115	207.3	14:26.003								
6	2:50.647	48.970	1:17.834	43.843	191.8	17:16.650								





LOTUS CUP EUROPE SPA EURO RACE RACE 2

Analysis

Personal Best Session Best B Crossing the finish line in pit lane

Lap	Time	Sector 1	Sector 2	Sector 3	T. Spd	Elapsed	Lap	Time	Sector 1	Sector 2	Sector 3	T. Spd	Elapsed
7	2:50.458	49.237	1:17.676	43.545	207.3	20:07.108	5	2:52.054	48.398	1:18.822	44.834	200.7	14:34.281
8	2:50.572	49.046	1:17.409	44.117	208.9	22:57.680	6	2:52.887	48.689	1:19.348	44.850	195.7	17:27.168
9	2:52.172	49.138	1:18.531	44.503	207.3	25:49.852	7	2:55.376	49.171	1:20.216	45.989	199.6	20:22.544
10	2:52.545	49.791	1:18.613	44.141	203.4	28:42.397	8	2:53.576	50.036	1:19.042	44.498	206.9	23:16.120
11	2:51.655	49.305	1:18.137	44.213	196.0	31:34.052	9	2:53.808	48.978	1:19.016	45.814	211.8	26:09.928
12	2:50.794	49.124	1:18.081	43.589	206.9	34:24.846	10	2:55.524	49.266	1:20.629	45.629	200.4	29:05.452
							11	3:26.355	58.653	1:31.743	55.959	143.4	32:31.807

17 **Thierry VERHIEST** BEL
Exige V6 Cup R

1	2:49.076	50.085	1:17.108	41.883		2:49.076
2	2:42.112	45.448	1:15.035	41.629	212.2	5:31.188
3	2:43.969	45.485	1:16.127	42.357	221.8	8:15.157
4	2:44.796	45.588	1:16.798	42.410	222.7	10:59.953
5	2:45.779	46.546	1:17.270	41.963	218.2	13:45.732
6	2:45.971	46.050	1:17.045	42.876	223.1	16:31.703
7	2:43.390	45.465	1:15.966	41.959	210.9	19:15.093
8	2:47.514	46.654	1:17.523	43.337	222.2	22:02.607
9	2:45.096	45.992	1:17.165	41.939	216.0	24:47.703
10	2:47.274	47.711	1:16.139	43.424	219.5	27:34.977
11	2:44.957	45.988	1:16.996	41.973	220.4	30:19.934
12	2:46.192	47.245	1:16.719	42.228	200.0	33:06.126

18 **Steve WILLIAMS** GBR
Evora GT4

1	2:46.515	49.039	1:16.226	41.250		2:46.515
2	2:41.066	44.784	1:14.507	41.775	224.5	5:27.581
3	2:41.836	45.168	1:15.054	41.614	223.6	8:09.417
4	2:41.602	44.786	1:15.251	41.565	226.9	10:51.019
5	2:42.780	45.761	1:15.337	41.682	232.3	13:33.799
6	2:53.751	45.356	1:25.760	42.635	228.3	16:27.550
7	2:44.346	45.449	1:16.443	42.454	235.3	19:11.896
8	2:43.310	45.762	1:15.256	42.292	235.3	21:55.206
9	2:44.715	45.823	1:16.005	42.887	233.8	24:39.921
10	2:44.302	45.563	1:16.701	42.038	230.8	27:24.223
11	2:43.223	45.173	1:16.026	42.024	229.8	30:07.446
12	2:43.301	45.736	1:15.900	41.665	232.3	32:50.747

19 **Paul PATTISON** GBR
Elise S1

1	3:08.732	1:00.028	1:22.027	46.677		3:08.732
2	3:01.489	52.066	1:22.665	46.758	200.4	6:10.221
3	3:02.193	52.836	1:22.557	46.800	193.5	9:12.414
4	3:01.201	54.154	1:20.930	46.117	181.2	12:13.615
5	3:00.395	51.793	1:21.591	47.011	198.9	15:14.010
6	3:00.390	51.550	1:21.829	47.011	194.9	18:14.400
7	3:00.157	52.437	1:21.122	46.598	186.5	21:14.557
8	3:00.473	52.072	1:21.332	47.069	193.9	24:15.030
9	2:59.917	51.421	1:21.510	46.986	196.0	27:14.947
10	3:01.684	52.337	1:22.760	46.587	193.9	30:16.631
11	3:03.525	52.613	1:22.889	48.023	189.5	33:20.156

20 **Dave CARR** GBR
Elise Cup ES

1	3:09.136	1:02.033	1:21.129	45.974		3:09.136
2	2:51.562	48.269	1:18.863	44.430	191.5	6:00.698
3	2:50.658	47.864	1:18.596	44.198	194.6	8:51.356
4	2:50.871	47.869	1:18.663	44.339	199.3	11:42.227

21 **Daniel PALMA** SWE
Exige V6 Cup R

1	2:55.645	56.812	1:16.607	42.226		2:55.645
2	2:45.369	47.056	1:15.688	42.625	210.1	5:41.014
3	2:43.872	45.774	1:15.197	42.901	220.0	8:24.886
4	2:43.609	45.605	1:15.769	42.235	220.4	11:08.495
5	2:44.988	46.326	1:16.049	42.613	207.7	13:53.483
6	2:45.892	46.327	1:17.132	42.433	209.7	16:39.375
7	2:45.587	46.199	1:16.555	42.833	215.6	19:24.962
8	2:45.634	45.746	1:15.961	43.927	220.4	22:10.596
9	2:44.524	46.290	1:15.674	42.560	226.9	24:55.120
10	2:44.550	46.096	1:16.310	42.144	231.3	27:39.670
11	2:45.301	45.895	1:16.970	42.436	222.2	30:24.971
12	2:45.655	45.983	1:17.379	42.293	224.1	33:10.626

26 **Pete STOREY** GBR
Exige S2

1	2:52.600	53.355	1:16.573	42.672		2:52.600
2	2:48.900	47.718	1:15.888	45.294	219.1	5:41.500
3	2:47.454	47.899	1:16.181	43.374	218.6	8:28.954
4	2:48.385	48.217	1:16.879	43.289	216.9	11:17.339
5	2:47.913	48.433	1:16.404	43.076	216.9	14:05.252
6	3:03.206	49.055	1:31.217	42.934	215.6	17:08.458
7	2:48.398	47.921	1:16.630	43.847	217.7	19:56.856
8	2:49.243	48.269	1:16.854	44.120	217.7	22:46.099
9	2:48.310	48.005	1:17.416	42.889	217.3	25:34.409
10	2:48.492	47.858	1:17.186	43.448	218.6	28:22.901
11	2:47.871	48.050	1:16.641	43.180	220.0	31:10.772
12	2:47.901	48.053	1:16.962	42.886	217.7	33:58.673


31 **Tibor VALINT** HUN
Exige V6 Cup R

1	2:47.990	50.277	1:15.814	41.899		2:47.990
2	2:42.448	45.946	1:14.396	42.106	229.8	5:30.438
3	2:43.881	46.281	1:15.392	42.208	226.9	8:14.319
4	2:45.216	46.235	1:16.639	42.342	225.5	10:59.535
5	2:45.729	46.819	1:16.827	42.083	226.4	13:45.264
6	2:45.048	46.540	1:16.341	42.167	224.5	16:30.312
7	2:44.513	46.460	1:15.826	42.227	228.3	19:14.825
8	2:46.968	46.937	1:17.150	42.881	225.5	22:01.793
9	2:45.573	46.593	1:16.880	42.100	225.9	24:47.366
10	2:46.238	47.589	1:16.275	42.374	226.9	27:33.604
11	2:45.477	46.642	1:16.570	42.265	226.9	30:19.081
12	2:45.745	46.478	1:16.672	42.595	228.3	33:04.826

32 **Cai CEDERHOLM** SWE
Elise Cup R

1	3:07.947	59.682	1:22.023	46.242		3:07.947
2	2:57.327	51.011	1:19.909	46.407	206.5	6:05.274





LOTUS CUP EUROPE SPA EURO RACE RACE 2

Analysis

Personal Best Session Best B Crossing the finish line in pit lane

Lap	Time	Sector 1	Sector 2	Sector 3	T. Spd	Elapsed	Lap	Time	Sector 1	Sector 2	Sector 3	T. Spd	Elapsed
3	2:56.671	50.926	1:19.968	45.777	203.0	9:01.945	2	2:48.359	48.570	1:16.291	43.498	204.5	5:43.305
4	2:58.535	51.646	1:20.062	46.827	203.0	12:00.480	3	2:45.977	46.539	1:16.075	43.363	221.8	8:29.282
5	2:57.411	52.240	1:19.518	45.653	200.4	14:57.891	4	2:44.458	46.310	1:15.119	43.029	214.3	11:13.740
6	2:59.012	51.151	1:21.218	46.643	203.4	17:56.903	5	2:43.716	46.167	1:14.749	42.800	210.1	13:57.456
7	2:59.407	51.666	1:20.156	47.585	203.4	20:56.310	6	2:44.451	45.950	1:15.213	43.288	212.2	16:41.907
8	2:57.665	51.298	1:19.877	46.490	203.0	23:53.975	7	2:45.380	46.090	1:16.541	42.749	220.0	19:27.287
9	2:57.609	51.394	1:20.212	46.003	205.3	26:51.584	8	2:46.755	48.111	1:16.048	42.596	215.6	22:14.042
10	2:57.543	51.130	1:20.190	46.223	203.8	29:49.127	9	2:42.825	46.031	1:15.056	41.738	217.7	24:56.867
11	2:58.111	51.523	1:20.449	46.139	202.6	32:47.238	10	2:47.109	46.135	1:16.945	44.029	218.6	27:43.976
							11	2:42.963	45.984	1:14.752	42.227	223.1	30:26.939
							12	2:49.236	46.047	1:19.049	44.140	206.9	33:16.175

37 Mark YATES GBR
Elise Cup R

1	3:11.579	1:02.922	1:22.537	46.120		3:11.579
2	2:57.427	51.909	1:19.299	46.219	202.6	6:09.006
3	2:57.701	52.376	1:19.724	45.601	199.6	9:06.707
4	2:56.733	52.790	1:18.677	45.266	197.8	12:03.440
5	2:54.793	52.237	1:17.526	45.030	200.0	14:58.233
6	2:57.506	51.050	1:20.454	46.002	207.3	17:55.739
7	2:56.798	51.934	1:18.715	46.149	198.2	20:52.537
8	2:56.354	51.846	1:18.821	45.687	198.9	23:48.891
9	2:56.238	52.199	1:18.099	45.940	200.4	26:45.129
10	2:54.967	51.027	1:18.535	45.405	201.9	29:40.096
11	2:54.422	51.406	1:17.601	45.415	201.9	32:34.518

39 Bence BALOGH HUN
Evora GT4

1	2:40.369	47.003	1:12.469	40.897		2:40.369
2	2:37.474	44.403	1:12.438	40.633	234.8	5:17.843
3	2:37.924	44.511	1:12.490	40.923	235.8	7:55.767
4	2:38.277	44.526	1:12.933	40.818	234.8	10:34.044
5	2:38.990	44.785	1:13.176	41.029	234.8	13:13.034
6	2:39.218	44.913	1:13.326	40.979	234.8	15:52.252
7	2:39.410	44.864	1:13.413	41.133	236.3	18:31.662
8	2:40.869	45.147	1:13.837	41.885	236.3	21:12.531
9	2:39.993	44.861	1:13.950	41.182	236.8	23:52.524
10	2:40.210	45.083	1:13.746	41.381	235.8	26:32.734
11	2:41.076	45.614	1:14.060	41.402	232.8	29:13.810
12	2:41.543	45.181	1:14.671	41.691	234.8	31:55.353

41 Anthony FOURNIER FRA
2-Eleven

1	2:50.817	51.661	1:16.471	42.685		2:50.817
2	2:43.168	46.777	1:14.352	42.039	218.6	5:33.985
3	2:44.371	46.703	1:14.957	42.711	220.0	8:18.356
4	2:44.233	46.703	1:15.836	41.694	219.5	11:02.589
5	2:44.258	47.292	1:14.801	42.165	218.2	13:46.847
6	2:45.358	47.155	1:15.684	42.519	220.4	16:32.205
7	2:45.716	47.110	1:15.592	43.014	217.3	19:17.921
8	2:46.299	47.502	1:15.534	43.263	219.1	22:04.220
9	2:45.225	47.337	1:15.535	42.353	216.9	24:49.445
10	2:45.735	47.192	1:15.509	43.034	217.7	27:35.180
11	2:46.124	47.848	1:15.840	42.436	214.7	30:21.304
12	2:46.429	47.765	1:15.918	42.746	222.2	33:07.733

44 Andrew WRIGHT GBR
Exige S1

1	2:54.946	54.481	1:17.029	43.436		2:54.946
---	----------	--------	----------	--------	--	----------

46 Denis VAN DEN SAVEL BEL
Elise 111R

1	3:12.092	1:02.524	1:22.895	46.673		3:12.092
2	2:59.139	51.753	1:20.948	46.438	195.3	6:11.231
3	3:01.520	52.570	1:21.011	47.939	196.4	9:12.751
4	3:00.346	53.515	1:19.865	46.966	193.9	12:13.097
5	3:00.552	52.705	1:20.548	47.299	191.2	15:13.649
6	3:01.048	52.130	1:20.963	47.955	183.1	18:14.697
7	2:59.198	52.312	1:20.057	46.829	192.5	21:13.895
8	3:00.841	52.395	1:21.201	47.245	191.8	24:14.736
9	3:00.328	52.055	1:20.817	47.456	192.2	27:15.064
10	3:02.598	52.228	1:23.154	47.216	190.1	30:17.662
11	3:04.757	53.175	1:21.876	49.706	191.8	33:22.419

51 David HARVEY GBR
340R

1	2:58.919	57.047	1:19.097	42.775		2:58.919
2	2:46.942	45.506	1:17.705	43.731	208.5	5:45.861
3	2:46.734	46.312	1:16.639	43.783	222.7	8:32.595
4	2:46.064	47.345	1:16.477	42.242	211.4	11:18.659
5	2:43.929	46.477	1:15.463	41.989	221.3	14:02.588
6	4:27.698	2:29.484	1:16.295	41.919	204.2	18:30.286
7	2:44.957	46.795	1:16.373	41.789	206.1	21:15.243
8	2:42.806	45.497	1:15.172	42.137	231.3	23:58.049
9	2:45.092	45.814	1:15.636	43.642	227.8	26:43.141
10	2:44.205	45.833	1:16.110	42.262	199.6	29:27.346
11	2:44.467	46.453	1:15.388	42.626	222.7	32:11.813


53 Andrew DOLAN GBR
Elise S2

1	3:13.460	1:02.016	1:23.681	47.763		3:13.460
2	2:59.751	51.654	1:21.350	46.747	193.2	6:13.211
3	2:59.761	51.710	1:21.254	46.797	192.9	9:12.972
4	2:58.552	52.099	1:19.969	46.484	192.9	12:11.524
5	2:57.639	51.688	1:19.709	46.242	191.5	15:09.163
6	2:57.468	51.794	1:19.350	46.324	193.2	18:06.631
7	2:57.131	51.842	1:19.104	46.185	192.9	21:03.762
8	2:57.414	51.453	1:19.301	46.660	193.2	24:01.176
9	2:56.003	51.482	1:18.618	45.903	192.9	26:57.179
10	2:56.112	51.494	1:18.680	45.938	193.2	29:53.291
11	2:56.864	51.812	1:18.967	46.085	193.2	32:50.155

57 Christopher LAROCHE FRA
2-Eleven

1	2:50.499	51.638	1:16.080	42.781		2:50.499
---	----------	--------	----------	--------	--	----------





LOTUS CUP EUROPE SPA EURO RACE RACE 2

Analysis

Personal Best Session Best B Crossing the finish line in pit lane

Lap	Time	Sector 1	Sector 2	Sector 3	T. Spd	Elapsed
2	2:45.546	48.891	1:14.520	42.135	217.7	5:36.045
3	2:43.236	46.905	1:14.157	42.174	219.5	8:19.281
4	2:52.940B	46.812	1:15.095	51.033	221.3	11:12.221
5	2:57.220	59.799	1:14.485	42.936	217.3	14:09.441
6	2:43.981	47.468	1:14.489	42.024	214.7	16:53.422
7	2:43.988	47.152	1:14.482	42.354	212.6	19:37.410
8	2:44.467	47.409	1:14.408	42.650	216.9	22:21.877
9	2:44.870	47.420	1:14.778	42.672	217.3	25:06.747
10	2:44.851	47.666	1:14.668	42.517	216.4	27:51.598
11	2:44.599	47.340	1:14.432	42.827	217.7	30:36.197
12	2:44.825	47.353	1:14.743	42.729	217.7	33:21.022

59 Robin NILSSON SWE
Exige V6 Cup R

1	2:59.701	57.306	1:19.033	43.362		2:59.701
2	2:45.658	46.098	1:16.760	42.800	219.1	5:45.359
3	2:45.002	46.229	1:16.134	42.639	216.9	8:30.361
4	2:44.178	46.596	1:15.556	42.026	223.1	11:14.539
5	2:43.738	46.327	1:15.448	41.963	213.9	13:58.277

71 Thierry HÉDOIN FRA
Elise Cup R

1	3:08.867	1:01.549	1:20.698	46.620		3:08.867
2	2:56.460	51.292	1:18.907	46.261	207.3	6:05.327
3	2:54.138	50.850	1:18.139	45.149	204.9	8:59.465
4	2:54.604	51.629	1:18.031	44.944	194.6	11:54.069
5	2:54.435	51.026	1:18.195	45.214	203.0	14:48.504
6	2:55.476	51.238	1:18.333	45.905	204.2	17:43.980
7	2:56.223	51.604	1:18.774	45.845	203.4	20:40.203
8	2:56.370	51.606	1:19.190	45.574	203.4	23:36.573
9	2:57.588	51.863	1:19.491	46.234	201.1	26:34.161
10	3:00.627	52.040	1:21.651	46.936	200.4	29:34.788
11	2:57.483	52.032	1:19.511	45.940	200.0	32:32.271

76 Benoît ROGER FRA
2-Eleven

1	3:04.335	1:01.482	1:19.265	43.588		3:04.335
2	2:49.540	48.484	1:17.486	43.570	218.6	5:53.875
3	2:49.280	48.098	1:17.739	43.443	205.3	8:43.155
4	2:47.870	47.895	1:16.406	43.569	214.7	11:31.025
5	2:49.163	48.471	1:17.201	43.491	212.2	14:20.188
6	2:47.095	47.796	1:16.637	42.662	212.6	17:07.283
7	2:47.362	47.218	1:17.330	42.814	217.3	19:54.645
8	2:48.316	47.996	1:16.424	43.896	207.7	22:42.961
9	2:49.210	48.203	1:17.302	43.705	211.4	25:32.171
10	2:49.948	48.398	1:18.505	43.045	215.1	28:22.119
11	2:47.354	47.881	1:16.596	42.877	217.3	31:09.473
12	2:48.353	48.122	1:17.080	43.151	206.1	33:57.826

77 Jean-Baptiste LOUP FRA
2-Eleven

1	2:55.341	55.288	1:17.214	42.839		2:55.341
2	2:47.761	48.350	1:16.387	43.024	212.2	5:43.102
3	2:48.136	47.715	1:17.302	43.119	216.9	8:31.238

79 Jean-Pierre GENOUD-PRACHEX FRA
2-Eleven

1	3:01.037	59.327	1:17.888	43.822		3:01.037
2	2:45.477	47.522	1:15.432	42.523	221.8	5:46.514
3	2:45.681	46.498	1:16.153	43.030	218.6	8:32.195
4	2:45.303	47.753	1:15.115	42.435	223.6	11:17.498
5	2:43.382	46.150	1:14.859	42.373	220.0	14:00.880
6	2:42.211	45.899	1:14.849	41.463	223.1	16:43.091
7	2:42.730	45.983	1:14.900	41.847	225.9	19:25.821
8	2:44.190	45.585	1:15.682	42.923	219.5	22:10.011
9	2:42.820	46.370	1:14.584	41.866	223.1	24:52.831

Lap	Time	Sector 1	Sector 2	Sector 3	T. Spd	Elapsed
1	2:53.870	52.201	1:17.457	44.212		2:53.870
2	2:48.577	47.442	1:17.184	43.951	216.4	5:42.447
3	2:47.665	47.472	1:16.999	43.194	216.4	8:30.112

81 Tamas VIZIN HUN
Exige V6 Cup R

1	2:44.153	49.788	1:13.817	40.548		2:44.153
2	2:38.956	44.865	1:13.456	40.635	232.3	5:23.109
3	2:39.969	45.250	1:13.834	40.885	231.3	8:03.078
4	2:39.236	45.126	1:13.553	40.557	231.3	10:42.314
5	2:39.753	45.582	1:13.377	40.794	230.8	13:22.067
6	2:40.116	45.550	1:13.893	40.673	228.8	16:02.183
7	2:39.427	45.049	1:13.302	41.076	230.8	18:41.610
8	2:40.258	44.959	1:13.894	41.405	231.8	21:21.868
9	2:41.286	45.377	1:14.875	41.034	221.3	24:03.154
10	2:40.720	44.948	1:14.483	41.289	233.8	26:43.874
11	2:41.827	44.935	1:15.250	41.642	233.3	29:25.701
12	2:40.735	45.229	1:14.470	41.036	229.3	32:06.436

88 Sven PETERSSON SWE
Elise Cup R

1	3:05.052	59.569	1:20.042	45.441		3:05.052
2	2:57.246	51.673	1:18.435	47.138	200.7	6:02.298
3	2:55.229	52.100	1:18.127	45.002	198.5	8:57.527
4	2:55.158	53.014	1:17.131	45.013	195.3	11:52.685
5	2:54.260	51.917	1:17.501	44.842	198.2	14:46.945
6	2:54.393	51.523	1:17.614	45.256	199.3	17:41.338
7	2:55.448	52.180	1:18.126	45.142	197.1	20:36.786
8	2:55.285	51.939	1:18.108	45.238	197.4	23:32.071
9	2:55.846	52.143	1:18.359	45.344	197.1	26:27.917
10	2:56.837	52.285	1:19.000	45.552	197.8	29:24.754
11	2:57.411	53.430	1:18.493	45.488	199.3	32:22.165


92 Christophe LISANDRE FRA
2-Eleven

1	2:54.420	54.905	1:17.019	42.496		2:54.420
2	2:44.391	47.291	1:14.733	42.367	216.4	5:38.811
3	2:42.348	46.834	1:13.578	41.936	220.4	8:21.159
4	2:44.530	47.302	1:14.486	42.742	213.4	11:05.689
5	3:08.084B	48.584	1:18.468	1:01.032	206.9	14:13.773
6	5:16.729	3:17.979	1:14.314	44.436	219.5	19:30.502
7	3:19.719	57.150	1:26.487	56.082	151.0	22:50.221
8	3:21.797	1:00.864	1:26.068	54.865	145.7	26:12.018
9	3:33.983	1:04.802	1:33.123	56.058	142.5	29:46.001
10	3:52.346	1:08.182	1:41.293	1:02.871	114.6	33:38.347

99 Nikolaj IPSEN DEN
Exige V6 Cup R

1	3:01.037	59.327	1:17.888	43.822		3:01.037
2	2:45.477	47.522	1:15.432	42.523	221.8	5:46.514
3	2:45.681	46.498	1:16.153	43.030	218.6	8:32.195
4	2:45.303	47.753	1:15.115	42.435	223.6	11:17.498
5	2:43.382	46.150	1:14.859	42.373	220.0	14:00.880
6	2:42.211	45.899	1:14.849	41.463	223.1	16:43.091
7	2:42.730	45.983	1:14.900	41.847	225.9	19:25.821
8	2:44.190	45.585	1:15.682	42.923	219.5	22:10.011
9	2:42.820	46.370	1:14.584	41.866	223.1	24:52.831





LOTUS CUP EUROPE

SPA EURO RACE

RACE 2

Analysis

■ Personal Best ■ Session Best **B** Crossing the finish line in pit lane

Lap	Time	Sector 1	Sector 2	Sector 3	T. Spd	Elapsed	Lap	Time	Sector 1	Sector 2	Sector 3	T. Spd	Elapsed
10	2:42.915	46.373	1:14.677	41.865	225.9	27:35.746							
11	2:44.670	46.434	1:16.228	42.008	224.1	30:20.416							
12	2:44.803	46.940	1:15.262	42.601	220.0	33:05.219							

